

## 5. DEL (15.01.2022)

# DODATNI LOKOSTRELSKI KROGI (Pravila za Ski-Archery in Run Archery niso prevedena)

<b>Poglavje 32 - Dodatni krogi</b> .....	3
Art. 32.1: Klubski krogi (Club Rounds) .....	3
Art. 32.2: Dvobojevalni krog (The Duel Match Round) .....	4
Art. 32.3: Gozdni krog (Forest Round) .....	5
Art. 32.4: Clout .....	8
Art. 32.5: Flight .....	10
Art. 32.6: Zunanji lokostrelski krogi .....	14
Art. 32.7: Standardni krog .....	15
Art. 32.8: Dvoranski lokostrelski krogi .....	16
Art. 32.9: Poljski lokostrelski krogi .....	16
<b>Poglavje 33 - Ski-Archery (Pravila niso prevedena)</b> .....	17
Art. 33.1: Ski-Archery .....	17
Art. 33.2: Classes of Athletes .....	17
Art. 33.3: Events and Competitions Specifications .....	17
Art. 33.4: Registration and Entry .....	17
Art. 33.5: Draw and Assignment of Start Numbers .....	18
Art. 33.6: Awards .....	20
Art. 33.7: Team Managers Meeting .....	20
Art. 33.8: General Organisation and Appointment .....	21
Art. 33.9: Competition Jury .....	21
Art. 33.10: Jury of Appeal .....	22
Art. 33.11: Technical Delegates .....	22
Art. 33.12: Ski-Archery International Judges .....	22
Art. 33.13: Competition Facilities and Arrangements .....	23
Art. 33.14: Start Areas .....	23
Art. 33.15: Course and Associated Parts .....	24
Art. 33.16: Shooting Range .....	26
Art. 33.17: Finish Area .....	27
Art. 33.18: Team Waxing and Warming Cabins .....	28
Art. 33.19: Competition Equipment and Clothing .....	28
Art. 33.20: Practice and Zeroing .....	29
Art. 33.21: Warming-up on the Course .....	31
Art. 33.22: Start Regulations .....	31
Art. 33.23: Skiing Regulations .....	34
Art. 33.24: Shooting Regulations .....	35
Art. 33.25: The Finish, Competition Time and Results .....	38
Art. 33.26: Timing Systems .....	39
Art. 33.27: The Competition Results .....	39
Art. 33.28: Appeals .....	39
Art. 33.29: Penalties .....	40
Art. 33.30: Disciplinary Measures .....	41
Art. 33.31: Prohibitions and Sanctions for Non-Competing Persons .....	41
Art. 33.32: Abbreviations .....	42
Art. 1: Appendix 1 - Material Catalogue .....	42
Art. 2: Appendix 2 - Tasks and Responsibilities of Ski-Archery International Judges .....	46
<b>Poglavje 34 - Run-Archery (Pravila niso prevedena)</b> .....	48
Art. 34.1: General .....	48
Art. 34.2: Technical specifications and regulations .....	51
Art. 34.3: Competition formats .....	57
<b>Appendix 3 - Run Archery layouts</b> .....	64
Art. 1: Example of Run Archery competition site .....	64
Art. 2: Shooting range configuration .....	64
Art. 3: Dimensions of the zones and distances .....	65
Art. 4: Example of a configuration .....	66

## **5. DEL (15.01.2022)**

# **DODATNI LOKOSTRELSKI KROGI (Pravila za Ski-Archery in Run Archery niso prevedena)**

# Poglavje 32

## Dodatni krogi

### 32.1 Klubski krogi (Club Rounds)

Klubski krog omogoča tekmovalcem streljanje dvobojev brez direktnega izločanja. Možnih je več variacij, ki so razčlenjene v obstoječih predpisih. Eden izmed teh je zapisan spodaj.

#### 32.1.1 50m dvobojevalni krog (50m Match Round)

Tekmovanje:

50m dvobojevalni krog je sestavljen iz razvrstitvenega kroga (Ranking Round) s 27 puščicami na 50 metrov na 122 cm lica za vse. Rezultati tega razvrstitvenega kroga se uporabijo za razvrščanje tekmovalcev v grupe po 8 v vsakem slogu glede na kategorijo. Tekmovalci vsake grupe streljajo vsak proti vsakemu v "round robin" serijah dvobojev. Tako se določi najboljše 3 tekmovalce v vsaki grupi.

Pojasnila:

- Slogi: ukrivljeni lok, sestavljeni lok, goli lok, standardni lok;
- Kategorije: vse kategorije ne glede na spol in starost tekmujejo skupaj v istem slogu;
- Število puščic v razvrstitvenem krogu: 9 serij po 3 puščice v vsaki, skupno 27 puščic;
- Število puščic v dvobojih: 7 dvobojev po 9 puščic v vsakem, skupaj 63 puščic;
- Skupno število puščic na tekmovanju: 90 puščic, maksimalni možni rezultat je 900 krogov;
- Postopek razvrščanja: tekmovalci so razvrščeni v vsakem slogu po rezultatu, zadetkih, 10-kah, X-ih;
- Tekmovalce se nato prerazporedi na tarče kot sledi: tekmovalce, uvrščene na 1. do 4. mesto, na tarčo 1 tega sloga, tekmovalce, uvrščene na 5. do 8. mesto, na tarčo 2 in tako dalje v tem slogu. Ta sistem se ponovi v vseh drugih slogih;
- Tekmovalce z izenačenimi rezultati v razvrstitvenem krogu na 8./9., 16./17. itd. mestu v vsakem slogu razvrsti organizator (nasvet: po abecednem vrstnem redu priimka, nato imena);
- Razporeditev po skupinah in tarčah: na vsaki tarči morata biti vsaj 2 tekmovalca in najmanj 4 tekmovalci v skupini. To pomeni, da tekmovanje ne more potekati v slogu, kjer so manj kot 4 tekmovalci. Organizatorji morajo po možnosti zagotoviti najmanj 2 skupini več v razvrščanju vsakega sloga, da bi lahko upoštevali ta pravila;
- V vsaki skupini vsak tekmovalec strelja 7 dvobojev, v vsakem 3 serije po 3 puščice;
- Dvoboje se strelja v sledečem zaporedju (upoštevajoč, da sta tarči 1 in 2 iz iste skupine):
- Prve serije dvobojev (dvoboji 1 do 4)
  - A1-A2 B1-B2 C1-C2 D1-D2
  - A1-B2 B1-C2 C1-D2 D1-A2
  - A1-C2 B1-D2 C1-A2 D1-B2
  - A1-D2 B1-A2 C1-B2 D1-C2
- Druge serije dvobojev (dvoboji 5 do 7):
  - A1-D1 B1-C1 A2-D2 B2-C2
  - A1-C1 B1-D1 A2-C2 B2-D2
  - A1-B1 C1-D1 A2-B2 C2-D2
- Rezultat dvobojevanj se določi na sledeči način: dobljeni dvoboj šteje 2 točki, izenačeni 1 točko in izgubljeni dvoboj 0 točk. V dobljenih dvobojih brez nasprotnika tekmovalec lahko strelja, toda ne dobi točk;
- Tekmovalec, ki zmaga maksimalno 7 dvobojev, prejme skupno 14 točk;
- Zmagovalec vsake skupine se določi s skupnim številom doseženih točk iz dvobojev. V primeru izenačenega rezultata se upošteva skupno število vseh doseženih krogov skupaj z razvrstitvenim krogom (nato zadetkov, 10-k in X-ov) za razrešitev izenačenega rezultata. V primeru končnega izenačenega rezultata se oba ali več tekmovalcev razvrsti na isto mesto;
- Vsak tekmovalec izstrelji 90 puščic na 50 metrov na 122 cm lica, kar lahko omogoči primerljiv rezultat s tistim, doseženim na 900 krogov. Organizatorji lahko po svoji odločitvi nagradijo tudi tri skupno najvišje rezultate vsakega sloga, kakor tudi najboljše ekipe vsakega sloga (trije najvišje uvrščeni tekmovalci sestavljajo ekipo);
- Zbirniki za 27 puščic za razvrščanje so standardni zbirniki, ki jih uporabljamo na kateremkoli WA zunanjem ali dvoranskem tekmovanju;
- Zbirniki za skupine so lahko pripravljani tako: zbirnike 1-1 in 1-2 se uporabi za tarčo 1 v vsaki skupini in zbirnike 2-1 in 2-2 se uporabi za tarčo 2 v vsaki skupini.

#### 32.1.2 Priporočila: Kako voditi tekmovanje

Priporočljivo je, da se tekmovanje prične okoli 10.30 dopoldne z 2 serijama po 3 puščic za trening, nato pa sledi 27 puščic razvrstitvenega kroga.

Tekmovalci morajo biti razvrščeni na tarče od leve proti desni, ločeni po slogih, npr. najprej ukrivljeni lok, nato goli lok in potem sestavljeni lok.

Postavljenih mora biti zadostno število tarč, da lahko vsi tekmovalci enega sloga streljajo na svojo tarčo.

Dodatno mora biti postavljena še vsaj ena prazna tarča za vsak slog.

Tekmovalci morajo imeti štartne številke.

Po končanem streljanju 27 razvrstitvenih puščic tekmovalci pustijo svoje štartne številke na strelni liniji.

Med pavzo za kosilo, ki traja približno 45 minut do ene ure, organizatorji pripravijo rezultate razvrstitvenega kroga in prerazporedijo tekmovalce po tarčah.

Organizatorji zatem pokličejo tekmovalce na strelno linijo po tarčah, da se prepričajo, da vsi razumejo svojo novo štartno pozicijo in jim dodelijo nove štartne številke.

Zbirnike za dve skupini dvobojev pripravi organizator, ki vpiše številko tarče in imeni nasprotnikov, da je tekmovalcem lažje primerjati rezultate drug drugega ob koncu vsakega dvoboja.

Strelja se najprej prvo skupino 4 dvobojev, nato pa sledi druga skupina 3 dvobojev.

Organizator lahko organizira kratko 10-minutno pavzo med 2 skupinama dvobojev, da bi lahko pobral zbirnike in pripravil listo delnih rezultatov.

Podelitev nagrad mora potekati kakor hitro je mogoče po koncu druge skupine dvobojev.

Poseben računalniški program za vodenje vseh faz tekmovanja je na razpolago brez obveznosti pri WA in se ga lahko primerno uporabi za potek tekmovanja. Program zahteva le manj zahteven računalnik (386 / 4 MB RAM) z MS DOS, lahko pa dela tudi z Windows 95/98. Potreben je tudi kompatibilni tiskalnik z MS-DOS ukazi.

Ostali klubski krogi bodo natisnjeni, ko bodo dodelani.

## 32.2 Dvobojevalni krog (The Duel Match Round)

Dvobojevalni krog se strelja na 18m na 40cm vertikalna trojna lica ali na 70m na lica premera 122cm.

(Glej **The correct reference will be inserted as soon as possible.** in **The correct reference will be inserted as soon as possible.**)

Dodatno k pravilom, zapisanim v [2. DEL \(15.01.2022\)-TEKMOVANJA](#) in [2. DEL \(15.01.2022\)](#), veljajo še sledeča pravila za dvobojevalni krog.

### 32.2.1 Krog

32.2.1.1 Dvobojevalni krog se strelja na 18m na 40cm vertikalna trojna lica ali pa na 70m na 122 cm lica. Sestavljen je iz 1. kvalifikacijskega kroga, 2. kvalifikacijskega kroga, eliminacijskega kroga, polfinalnega kroga in finalnega kroga.

32.2.1.1.1 Sestavljen je iz:

- 1. kvalifikacijski krog (60 puščic - 5x12), v katerega so razvrščeni z žrebom vsi tekmovalci v skupine po šest tekmovalcev (max. 8 skupin za vsak slog in kategorijo), če je možno, naj ne bo več kot en tekmovalec iste ekipe v skupini. Da se izognemo srečanju vrhunskih tekmovalcev v prvem krogu, se te razporedi v različne skupine glede na njihove rezultate na preteklem svetovnem prvenstvu. Vsak tekmovalec skupine strelja serije individualnih bojev proti vsakemu od ostalih petih tekmovalcev njegove skupine, vsak boj pa je sestavljen iz štirih serij po tri puščice, izstreljenih v 90 sekundah. Tekmovalci streljajo hkrati;
- 2. kvalifikacijski krog (60 puščic - 5x12), v katerega je razvrščenih najboljših 24 tekmovalcev (8 zmagovalcev, 8 drugouvrščenih in 8 tekmovalcev z najvišjim končnim rezultatom vseh skupin) vsakega sloga in kategorije z žrebom v štiri skupine po šest tekmovalcev. Vsaka skupina mora biti sestavljena iz enakega števila zmagovalcev, drugouvrščenih in tekmovalcev z najvišjim končnim rezultatom. Program streljanja je enak kot v 1. kvalifikacijskem krogu.
- Eliminacijski krog (60 puščic - 5x12), v katerega je razvrščenih najboljših 12 tekmovalcev (4 zmagovalci, 4 drugouvršчени in 4 tekmovalci z najvišjim končnim rezultatom vseh skupin) vsakega sloga in kategorije z žrebom v dve skupini po šest tekmovalcev po istem postopku. Program streljanja ostane isti;
- Polfinale, v katerem se srečajo zmagovalci in drugouvršчени tekmovalci 3. kvalifikacijskega kroga, zmagovalec ene skupine strelja proti drugemu najboljšemu iz druge skupine. Vsak tekmovalec strelja serije setov (serij) po tri puščice v 90 sekundah. Izenačen rezultat se razreši z dodatnim izločitvenim strelom po vsakem setu. Tekmovalec, ki zmaga štiri sete od sedmih, dobi dvoboj. Tekmovalci streljajo izmenično. Sodnik z žrebom določi, kateri tekmovalec začne streljati prvi set. Tekmovalec, ki začne streljati prvi set, strelja drugi v drugem setu. Tekmovalci nadaljujejo z rotiranjem po vsakem setu;
- Finale. Zmagovalca polfinala napredujeta v finale, oba poraženca pa sta razvrščena na 3. mesto. Program streljanja je isti kot v polfinalu.

### 32.2.2 Ureditev strelišča

32.2.2.1 Za dvoranski dvobojevalni krog se 40cm vertikalna trojna lica postavi v parih na vsako podlogo.

### 32.2.3 Lica tarč

32.2.3.1 Za dvobojevalni krog se uporablja 40cm vertikalno trojno lice v dvorani in 122cm lice zunaj.

## 32.2.4 Streljanje

32.2.4.1 *Maksimalen čas, dovoljen tekmovalcu za streljanje serije 3 puščic, je 90 sekund v dvobojevalnem krogu.*

32.2.4.2 *V eliminacijskem in finalnem krogu dvobojevalnega kroga ni dovoljen noben dodatni čas za popravilo opreme, tekmovalci z okvaro opreme pa lahko zapustijo strelno linijo zaradi popravila ali zamenjave le-te in se vrnejo izstreliti preostalo puščico (puščice), če jim to še dopušča omejeni čas.*

32.2.4.3 *Za dvobojevalni krog velja sledeči postopek:*

- *1. kvalifikacijski krog: 24 tekmovalcev strelja hkrati na 12 podlog, po 2 tekmovalca na podlogo. 12 podlog je razporejenih v skupinah po 3, tako da lahko 4 skupine streljajo hkrati;*
- *V primeru nekompletnih skupin tekmovalci brez nasprotnikov napredujejo brez dvoboja, toda streljajo svoje boje sami za rezultat (glej končni rezultat). Strelna pozicija na liniji (levo-desno) in na strelnih linijah se menjuje po vsakem dvoboju;*
- *2. kvalifikacijski krog: krog se strelja tako kot zgoraj;*
- *Eliminacijski krog: vsak slog in kategorija strelja ločeno, 12 tekmovalcev strelja na 6 centralnih podlog;*
- *Polfinale: vsak dvoboj se strelja ločeno, enega za drugim, po dva tekmovalca na podloge, postavljene v sredini;*
- *Finale: isti postopek kot v polfinalu.*

## 32.2.5 Vrtni red streljanja - Kontrola časa

32.2.5.1 *V dvobojevalnem krogu sta na podlogo razporejena po dva tekmovalca, vsak tekmovalec strelja na svoj niz vertikalnih trojnih lic.*

32.2.5.2 *V dvobojevalnem krogu je omejeni čas za serijo 3 puščic 90 sekund. Rumena luč se prižge, ko preostane le še 30 sekund.*

## 32.2.6 Zapisovanje

32.2.6.1 *V 1. in v 2. kvalifikacijskem krogu dvobojevalnega kroga zapisujejo rezultate tekmovalci sami.*

32.2.6.2 *V eliminacijskem krogu zapisovanje nadzoruje sodnik.*

32.2.6.3 *V polfinalnem in finalnem krogu dvobojevalnega kroga tekmovalci ostanejo za strelno linijo, zadetke pa kličejo in zapišejo sodniki, puščice pa populijo agenti tekmovalcev.*

32.2.6.4 *Tekoči rezultati vsakega boja so objavljeni na liniji po vsaki seriji ali setu.*

32.2.6.5 *Za dvobojevalne kroge morajo biti rezultati določeni kot sledi:*

- *V kvalifikacijskih in eliminacijskih krogih zmagovalec vsakega dvoboja dobi 2 točki, poraženec nobene točke, v primeru neodločenega izida pa dobita oba tekmovalca vsak po 1 točko;*
- *Tekmovalec z največjim številom točk po 5 dvobojih je zmagovalec svoje skupine in napreduje v naslednji krog;*
- *Tekmovalec z drugim največjim številom točk je drugi najboljši in napreduje v naslednji krog;*
- *Osem (štirje) tekmovalcev z najvišjim končnim rezultatom v svojem slogu in kategoriji napreduje v 2. kvalifikacijski ali eliminacijski krog;*
- *V finalnem krogu tekmovalci streljajo do 7 setov (serij), tekmovalec, ki prvi zmagaja 4 sete (od sedmih), dobi dvoboj;*
- *Oba tekmovalca, ki izgubita polfinalni boj, sta uvrščena na 3. mesto.*

32.2.6.6 *V primeru izenačenega izida za točke ali za rezultat za določitev formiranja skupin se opravi dodatni izločitveni strel. Oba tekmovalca hkrati izstrelita eno serijo treh (3) puščic na svoj niz lic tarče na isto podlogo.*

*V kolikor je izid še vedno neodločen, izstrelita vsak tekmovalec še po eno puščico (40 sekund) v srednje lice svojega niza na tarči. Tekmovalca streljata izmenično. Puščica, ki je bližje centru, razreši neodločen izid.*

*V kolikor je potrebno, sledijo bližje centra ustreljene posamične puščice razstreljevanja na srednje lice za razrešitev izida. V finalnem krogu posamična puščica razstreljevanja, ki je bližje centru, izstreljena na srednje lice, določi zmagovalca vsakega seta.*

## 32.3 Gozdni krog (Forest Round)

*Gozdni krog je poljski krog z neznanimi razdaljami, ki se ga strelja na poljubno število živalskih tarčnih lic s slikami živali.*

### 32.3.1 Kategorije

32.3.1.1 *Za gozdni krog WA priznava naslednje kategorije:*

- *Ženske;*
- *Moški.*

## 32.3.2 Slogi

32.3.2.1 Za gozdni krog (Forest Round) z opremo kot je opisana v **The correct reference will be inserted as soon as possible.**:

- Ukrivljeni lok;
- Sestavljeni lok;
- Goli lok;
- Dolgi lok;
- Tradicionalni lok.

## 32.3.3 Gozdni krog (Forest Round)

32.3.3.1 Gozdni krog (Forest Round) je sestavljen iz kateregakoli števila tarč med 12 in 24, deljivega s štiri, strelja pa se do tri puščice na tarčo. Običajno se strelja na neznane razdalje, lahko pa se strelja tudi na znane razdalje, s tem da se morajo razdalje gibati v mejah iz tabele v [Člen 32.3.3.2. in.](#)

32.3.3.2

Razdalje za Gozdni krog (Forest Round)

Število tarč	Premer notranjih krogov v cm	Razdalje v metrih	
		moder količek goli lok, dolgi lok, tradicionalni lok	rdeč količek ukrivljeni lok in sestavljeni lok
3	Ø 7.5 / 5	5 - 10	5 - 15
3	Ø 15 / 10	5 - 20	5 - 25
3	Ø 22.5 / 15	5 - 30	5 - 35
3	Ø 30 / 20	5 - 45	5 - 55

Kadarkoli je možno, naj bosta količka postavljena skupaj.

Razdalje tarč iste dimenzije morajo variirati med dolgo, srednjo in kratko.

V Gozdnem krogu se popiše samo prvo puščico, ki zadane vrednostni pas na sledeči način:

Zadetek	1. puščica	2. puščica	3. puščica
notranji krog	15 točk	10 točk	5 točk
zunanji krog	12 točk	7 točk	2 točki

## 32.3.4 Ureditev strelišča

32.3.4.1 Proga mora biti razporejena tako, da so stojišča in tarče dosegljive brez prekomernih težav, tveganj ali zapravljanja časa.

32.3.4.1.1 Tarče, kot so opisane v [32.3.5. Oprema strelišča in.](#), morajo biti razvrščene tako, da dopuščajo maksimalno različnost in najboljšo izkoriščenost terena.

32.3.4.1.2 Na vseh tarčah mora biti postavljen en količek ali znak za vsak slog na tak način, da omogoča najmanj dvema tekmovalcema hkrati streljanje z vsake strani količka.

32.3.4.1.3 Vsi količki morajo biti oštevilčeni s številko odgovarjajoče tarče in z razdaljo, ko se strelja na znane razdalje. Količki morajo biti različno obarvani, skladno s slogi kot sledi:

- moder za goli lok, instinktivni lok in za tradicionalni lok;
- rdeč za ukrivljeni lok in za sestavljeni lok.

32.3.4.1.4 Lica z notranjim krogom premera 7,5 cm morajo biti postavljena po 4 na podlogo v obliki kvadrata.

32.3.4.1.5 Odstopanja od razdalj od količka do tarče ne smejo presegati  $\pm 25$  cm na razdaljah 15 m ali manj in ne smejo presegati  $\pm 1$  m na razdaljah med 15–60 m. Razdalja mora biti izmerjena v zraku približno 1,5-2 m nad tlemi. Za merjenje razdalj se lahko uporablja katerikoli instrument, ki zadošča zahtevam toleranc.

32.3.4.1.6 Podloge morajo zagotoviti najmanj 5 cm širok rob od zunanje strani najnižjega vrednostnega pasu lica, pritrjenega na podlogo. V nobenem slučaju ne sme biti nobeno lice manj kot 15 cm od tal. V vseh primerih, ne glede na teren, morajo biti podloge postavljene sprejemljivo pravokotno na tekmovalčevo linijo pogleda, zato da bi bila v celoti dobro vidna celoma dimenzija lica, kolikor je le mogoče za tekmovalca.

32.3.4.1.7 Vse tarče morajo biti po vrsti oštevilčene. Številke ne smejo biti manjše od 20 cm in morajo biti črne na rumenem ali rumene na črnem ter morajo biti postavljene v obsegu dostopa h količkom iste tarče in služijo hkrati kot stop znak za tiste tekmovalce, ki čakajo na vrsto za streljanje.

32.3.4.1.8 Lica ne smejo biti postavljena čez nobeno večje lice, niti ne smejo biti na podlogi ali v ospredju nobenih oznak, ki bi lahko služile kot točke za merjenje.

32.3.4.1.9 Dobro vidni smerokazi, ki označujejo pot od tarče do tarče, morajo biti postavljeni v ustreznih razmakih, da zagotovijo varno in enostavno pomikanje vzdolž proge.

32.3.4.1.10 Primerne zapore morajo biti postavljene ob progi, kjerkoli je potrebno, da zadržijo gledalce na varni, a še vedno taki razdalji, da omogoča čimboljši razgled na tekmovanje. Le tiste osebe, ki imajo akreditacijo, smejo na progo na notranjo stran zapor.

### 32.3.5 Oprema strelišča

32.3.5.1 V gozdnem krogu se lahko uporablja naslikana lica kot sledi:

Premer notranjih krogov			
Ø 7.5 / 5cm	Ø 15 / 10cm	Ø 22.5 / 15cm	Ø 30 / 20cm
Tipične živali kot so:			
veverica	zajec	srna	medved
kunec	lisica	rosomah	jelen
kuna	rakun	volk	merjasec
kljunač	gozdna kuna		

32.3.5.2 Lica gozdnega kroga so sestavljena iz slik (fotografija/risba/slika) živali (glej tabelo) takih barv in kontrastov, da jih ljudje z normalnim vidom lahko jasno vidijo v normalnih dnevnih okoliščinah s primerne razdalje. Slike morajo biti natisnjene na beli podlagi. Lica morajo imeti dva koncentrična notranja kroga in zunanji krog ali linijo. Manjši notranji krog je označen z X, večji notranji krog pa je najvišji možni zadetek. Zunanji krog odgovarja liniji telesa živali, če je ta jasna, sicer mora biti ta linija ob robu linije živali posebej poudarjena. Organizatorji lahko uporabijo 3D živalske tarče namesto ali dodatno z živalskimi lici.

### 32.3.6 Oprema tekmovalcev

(Glej *The correct reference will be inserted as soon as possible.*)

### 32.3.7 Streljanje

(Glej *The correct reference will be inserted as soon as possible.*)

32.3.7.1 V gozdnem krogu morajo biti vse puščice oštevilčene in izstreljene po naraščajočem vrstnem redu.

### 32.3.8 Vrstni red streljanja

(Glej *The correct reference will be inserted as soon as possible.*)

### 32.3.9 Zapisovanje

(Glej *The correct reference will be inserted as soon as possible.*)

32.3.9.1 Gozdni krog se lahko po odločitvi organizatorja zapisuje tako kot 3D, upoštevajoč princip ene same puščice – v tem primeru najmanjši krog (X-krog) postane 15 točk vreden krog, notranji krog postane 12 točk vreden krog in zunanji rob živalskega lica postane 7 točk vreden krog.

### 32.3.10 Kontrola streljanja in varnost

(Glej *The correct reference will be inserted as soon as possible.*)

### 32.3.11 Posledice kršitve pravil

(Glej *The correct reference will be inserted as soon as possible..*)

### **32.3.12 Sojenje**

(Glej [3.12. Naloge in odgovornosti sodnikov in 2. DEL \(15.01.2022\).](#))

### **32.3.13 Vprašanja in spori**

(Glej *The correct reference will be inserted as soon as possible..*)

### **32.3.14 Pritožbe**

(Glej *The correct reference will be inserted as soon as possible..*)

## **32.4 Clout**

Clout je streljanje na dolgo razdaljo na tarčo, ki leži na tleh in ima v središču palico z zastavico imenovano "Clout".

### **32.4.1 Kategorije**

32.4.1.1 WA priznava sledeče kategorije:

- Ženske;
- Moški.

### **32.4.2 Slogi**

32.4.2.1 Za Clout:

- Ukrivljeni lok;
- Sestavljeni lok.

### **32.4.3 Clout**

32.4.3.1 Clout je sestavljen iz 36 puščic, izstreljenih iz naslednjih razdalj:

- 165 m za moške z ukrivljenim lokom;
- 125 m za ženske z ukrivljenim lokom;
- 185 m za moške s sestavljenim lokom;
- 165 m za ženske s sestavljenim lokom.

32.4.3.2 Streljanje je lahko samo iz ene smeri.

32.4.3.3 Šest poskusnih strellov (dve seriji po tri puščice) je dovoljenih pred začetkom tekmovanja. Te morajo biti izstreljene pod kontrolo direktorja streljanja in se jih ne popiše.

### **32.4.4 Oprema strelišča (Clout)**

32.4.4.1 Tarča za Clout mora biti okrogla, premera 15m in mora biti razdeljena na pet koncentričnih vrednostnih pasov, razporejenih od centra navzven, od katerih vsak meri 1,5 m v širino. Vsaka mejna linija mora biti popolnoma znotraj višjega vrednostnega pasu.

32.4.4.2 Tarča je lahko narisana na tleh, lahko pa tudi kovinski ali neraztegljivi trak označuje mejne linije krogov.

32.4.4.3 Center tarče mora biti označen z živobarvno dobro vidno trikotno zastavico: Clout. Ta zastavica ne sme biti daljša od 80 cm in ne širša od 30 cm. Pritrjena mora biti na okroglo palico iz mehkega lesa, ki je dobro zapičena pravokotno v tla in tako, da spodnji rob zastavice ni več kot 50 cm dvignjen od tal.

32.4.4.4 Zadetki v vrednostnih pasovih tarče se štejejo od centra navzven: 5 - 4 - 3 - 2 - 1.

### **32.4.5 Oprema tekmovalcev (Clout)**

Glej ustrezno opremo tekmovalca, opisano v [11. Poglavje 11-Oprema tekmovalcev in 3. DEL \(15.01.2022\).](#)



## 32.4.6 Streljanje (Clout)

32.4.6.1 Vsak tekmovalec strelja svoje puščice v serijah po tri ali po šest puščic.

32.4.6.2 Maksimalen čas, dovoljen tekmovalcu za streljanje serije treh puščic, je dve minuti. Maksimalen čas, dovoljen tekmovalcu za streljanje serije šestih puščic, je štiri minute.

- Tekmovalci ne smejo dvigniti loka, dokler ni dan signal za začetek streljanja;
- Puščica, izstreljena pred ali po predpisanem času ali izven zaporedja, povzroči tekmovalcu izgubo najvišjega zadetka v tej seriji;
- V primeru okvare opreme tekmovalec dvigne rdečo zastavico na strelni liniji. Odredi se lahko dodatni čas za potrebno popravilo ali zamenjavo pokvarjene opreme. Tekmovalec nadoknadi zamujeno število strel ob prvi priliki pod nadzorom sodnika.

32.4.6.3 Razen za osebe, ki so invalidi, velja, da morajo tekmovalci streljati iz stoječega položaja in brez opore, s svojim telesom nad strelno linijo.

32.4.6.4 Pod nobenimi pogoji puščica ne more biti ponovno izstreljena. Smatra se, da puščica ni bila izstreljena, če:

- se jo tekmovalec lahko dotakne s svojim lokom, ne da bi premaknil svoje noge s strelne linije.

32.4.6.5 Medtem, ko je tekmovalec na strelni liniji, ne sme dobivati nobene trenerske pomoči.

32.4.6.6 Strelja se lahko samo v eno smer.

## 32.4.7 Zapisovanje (Clout)

32.4.7.1 Zapisovanje rezultatov se izvrši po vsakih šestih puščicah.

32.4.7.2 Direktor streljanja določi eno osebo za držanje Clout vrvice in po eno osebo za vsak vrednostni krog za pobiranje puščic v krogu. Ko so vse puščice pobrane, se jih sortira po oznakah tekmovalcev in pusti v tistem krogu, dokler se jih ne popiše.

32.4.7.3 Vsak tekmovalec nato kliče svoje zadetke po vrsti od najvišjih navzdol. Direktor streljanja kontrolira pravilno klicanje zadetkov.

32.4.7.4 Vrednosti puščic, ki niso zapičene v zemljo, se zapiše glede na lego konice, tako kot ležijo.

32.4.7.5 Puščice, zapičene v zastavico Clout ali v palico, štejejo 5.

32.4.7.6 Nihče od tekmovalcev razen osebe, določene za pobiranje puščic, ne sme vstopiti v Clout tarčo, dokler ni bil poklican zaradi zapisa zadetkov svojih puščic.

32.4.7.7 Izenačeni rezultati v Cloutu se razrešijo na sledeči način:

- Najprej z manjšim številom zgrešenih strellov;
- Če je rezultat še vedno enak, potem z manjšim številom enic, itd.
- V kolikor so vse vrednosti puščic enake, se tekmovalca z izenačenima rezultatoma proglasi za enaka.

32.4.7.8 Diagram: Zapisovanje (see image 1: Clout Archery)

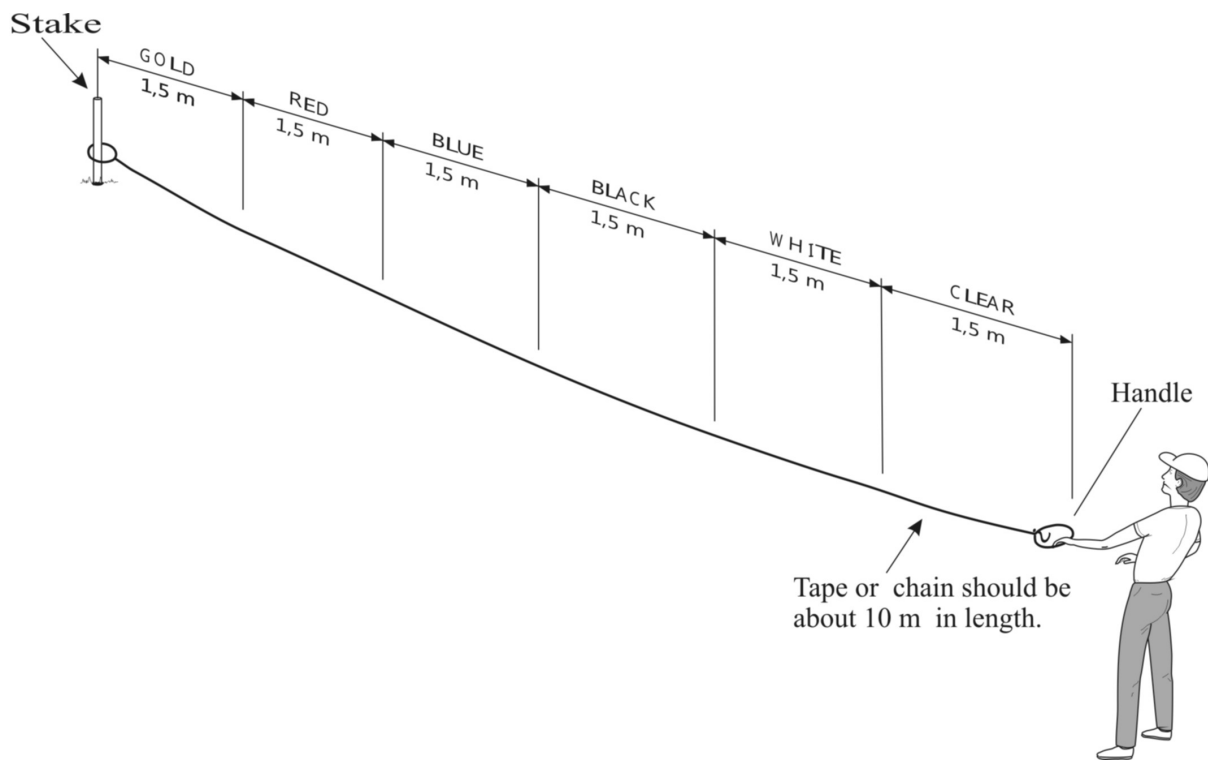


Image 1: Clout Archery

### 32.4.8 Kontrola streljanja in varnost

(Glej 10. Poglavje 10-Kontrola streljanja in varnost v tarčnem lokostrelstvu in 2. DEL (15.01.2022).)

## 32.5 Flight

Cilj flight streljanja je doseči najdaljšo možno razdaljo pri strelu z določeno pripravo opreme.

### 32.5.1 Kategorije

32.5.1.1 Za Flight WA priznava sledeče kategorije:

- Ženske;
- Moški;
- Mladinke;
- Mladinci.

### 32.5.2 Slogi

32.5.2.1 Za Flight WA priznava sledeče sloge:

- Tarčni ukrivljeni lok;
- Konvencionalni flight lok;
- Ameriški dolgi lok;
- Angleški dolgi lok;
- Compound flight lok;
- Compound tarčni lok;
- Nožni lok.

### 32.5.3 Flight streli

32.5.3.1 Flight streli sestajajo iz serij šestih puščic za najdaljšo razdaljo. Strelja se samo v eno smer.

### 32.5.4 WA tekme

32.5.4.1 V disciplini Flight lokostrelstva:

- tarčni ukrivljeni lok za vse kategorije z vrhno močjo loka:
  - 35 funtov (15,88 kg); 50 funtov (22,7 kg);
- konvencionalni flight lok z vrhno močjo loka:
  - 39,7 funtov (18 kg); 55,1 funtov (25 kg); nonejeno za ženske in mladino;

- 39,7 funtov (18 kg); 55,1 funtov (25 kg); 72,8 funtov (33 kg); nomejeno za moške;
- ameriški dolgi lok za vse kategorije z vrhno močjo loka:
  - 35 funtov (15,88 kg); 50 funtov (22,7 kg); neomejeno;
- angleški dolgi lok za vse kategorije z vrhno močjo loka:
  - 35 funtov (15,88 kg); 50 funtov (22,7 kg); neomejeno;
- compound flight lok lok z vrhno močjo loka:
  - 39,7 funtov (18 kg); 55,1 funtov (25 kg); neomejeno za ženske in mladino;
  - 55,1 funtov (25 kg); 72,8 funtov (33 kg); neomejeno za moške;
- compound tarčni lok lok z vrhno močjo loka:
  - 45 funtov (20,4 kg); 60 funtov (27,2 kg) za moške, ženske in mladino;
- nožni lok vse kategorije z vrhno močjo loka:
  - neomejeno.

32.5.4.2 Noben slog ne sme hkrati tekmovati z drugimi slogi.

32.5.4.3 Slogi, ki tekmujejo na vsakem tekmovanju, morajo biti pod kontrolo organizatorja in morajo biti najavljeni v razpisu.

## 32.5.5 Ureditev strelišča (Flight)

32.5.5.1 Osnovna linija ali strelna linija, iz katere se strelja in od katere se meri razdalje, mora biti široka najmanj 20 m.

32.5.5.2 Tekmovališče je prostor za osnovno linijo in mora biti označen z vrvjo do razdalje najmanj 10 m, da se zaščiti tekmovalce in njihovo opremo med streljanjem. Na tem prostoru se smejo zadrževati samo tekmovalci, njihovi asistentje (eden za vsakega tekmovalca) in uradne osebe.

32.5.5.3 Linija strelišča, ki je pravokotna na osnovno linijo, mora biti jasno označena.

32.5.5.4 Označbe morajo biti postavljene na 150 m ter na intervalih po 50 m do najmanj 50 m preko obstoječega rekorda najdaljše kategorije, ki je streljala na tem tekmovanju.

32.5.5.5 Rdeče opozorilne zastavice morajo biti postavljene ob vsaki strani strelišča 75 m vstran od centralne linije na razdalji 150 m od strelne linije.

32.5.5.6 Teren, definiran kot tla, na katerih se lahko pričakuje izstreljena puščica, mora biti najmanj 150 m širok. Ta prostor mora biti brez vseh ovir.

## 32.5.6 Obravnava terena in merjenje (Flight)

32.5.6.1 Kontola terena:

*Pred otvoritvijo tekmovanja morajo najmanj trije člani organizacijskega odbora tekme ali njihovi asistentje pregledati teren, da se prepričajo, da na terenu ni nobenih puščic.*

32.5.6.2 Merjenje terena:

- Organizacijski odbor mora izmeriti centralno linijo s standardnim kovinskim metrom z umerjeno natančnostjo. Če se uporablja merilne instrumente kot so teodolit ali kompletna merilna postaja, ta zahteva ni potrebna;
- Vse meritve puščic na terenu morajo biti opravljene pravokotno na centralno linijo. Odstopanj ne sme biti;
- Ob koncu tekmovanja mora organizacijski odbor tekmovanja ponovno izmeriti centralno linijo, da preveri in potrdi točnost. Če se uporablja merilne instrumente kot so teodolit ali kompletna merilna postaja, ta zahteva ni potrebna.

32.5.6.3 Merjenje moči lokov:

- Moči lokov se izmeri pred začetkom streljanja. Moč loka, dolžino puščice in ustrezno kategorijo se zabeleži na nalepko in nalepi na lice loka;
- Moč loka se izmeri pri nategu dveh col manj od dolžine najdaljše puščice ter ponovno pri nategu ene cole manj od dolžine te puščice. Razliko v obeh meritvah se doda največji izmerjeni moči loka pri polnem potegu;
- Kadar je na loku "overdraw" in omogoči čezmerni poteg ene cole nazaj od hrbne strani loka, se to dolžino prišteje k dolžini puščice pri določanju moči loka;
- Spremenljive mehanizme za uravnavanje moči loka morajo biti uradne osebe ob pregledu opreme zapečatiti. Zlom tega pečata brez vednosti uradnih oseb lahko povzroči diskvalifikacijo. Če se pečat po nesreči zlomi, je treba pred streljanjem moč loka ponovno izmeriti;
- Merjenje moči loka pri polnem nategu lahko opravi tekmovalce ali pa organizator;
- Tehnice za merjenje moči lokov ali vsak drugi tak merilni pripomoček morajo biti testirane v roku 30 dni pred tekmovanjem na ustreznem inštitutu in morajo nositi nalepko tega certifikata;
- Ko se pri merjenju uporablja uteži, morajo te biti narejene iz preizkušane materiala kot je medenina ali jeklo (ne svinec) in morajo biti jasno označene z oznako o njihovi veljavni teži. Uteži morajo biti testirane na inštitutu in

morajo imeti žig tega certifikata.

#### 32.5.6.4 Označevanje puščic:

- Tekmovalčevo ime ali začetnice mora biti zapisano na vsaki puščici;
- Nepodvojena zaporedna številka mora biti zapisana na vsaki puščici;
- Uradne osebe morajo na vsako puščico označiti žig ali oznako vpisane kategorije.

### 32.5.7 Oprema tekmovalcev (Flight)

Ta člen opredeljuje vrsto opreme tekmovalcev, dovoljene za uporabo pri streljanju za namene WA.

V kolikor bi tekmovalec uporabil opremo, ki je sodniki niso pregledali, je obvezno, da jim jo pred uporabo pokaže.

Vsak tekmovalec, pri katerem se ugotovi, da uporablja opremo, neskladno z WA pravili, je lahko diskvalificiran.

#### 32.5.7.1 Tarčni ukrivljeni lok.

- Lok vsakega tipa se lahko uporablja s pogojem, da ustreza sprejetim principom in smislu besede lok, kot se uporablja v tarčnem lokostrelstvu in točki 10 spodaj;
- Lok mora ustrezati pravilu zapisanem v **The correct reference will be inserted as soon as possible.**;
- Maksimalna dolžina ročaja tarčnega ukrivljenega flight loka ne sme presegati 26 inč;
- Spremenljive mehanizme za uravnavanje moči loka mora organizacijski odbor ob pregledu opreme zapečatiti. Zlom tega pečata brez vednosti organizatorja lahko povzroči diskvalifikacijo. Če se pečat po nesreči zlomi, je treba pred streljanjem moč loka ponovno izmeriti;
- Loki, ki imajo možnost reguliranja moči ("keyhole" loki) niso dovoljeni;
- Refleksni ročaji in "overdraw"-i niso dovoljeni;
- Tekmovalci morajo imeti svojo standardno dolžino puščic in običajen ščitnik za prste ali strelsko rokavico;
- Nobena vrsta lovskih konic (broad head, edged, bodkin, silver spoon) ali konic večjega premera ni dovoljena;
- Moči lokov za ženske, moške in mladino: 15,88 kg (35 funtov), 22,7 kg (50 funtov);
- Minimalna dolžina tarčnega loka, s katerim se lahko strelja v kategoriji tarčni lok flight je 64 col za moške in 64 col za ženske in mladino. Metoda merjenja je opisana spodaj;

Tarčni lok se meri na trebušni strani nenapetega loka. Kovinski trak se mora prilegati krivini loka na konicah, izmeriti je potrebno namišljeno linijo, ki seka vdolbino ležišča na hrbtu. Kovinski trak ne sledi krivini ročaja. Dovoljena je toleranca ene cole pri merjenju dolžine tarčnega ukrivljenega loka za flight.

#### 32.5.7.2 Konvencionalni flight lok.

- Loki, ki imajo možnost reguliranja moči ("keyhole" loki) so dovoljeni;
- Refleksni ročaji in "overdraw"-i so dovoljeni;
- Notranji pomični potezni in sprožilni pripomočki niso dovoljeni;
- Naslednja tradicionalna flight oprema se lahko uporablja:
  - gold ring;
  - Flipper trak, enojni, dvojni ali trojni;
  - Bloc;
  - Sipur ali podaljšana polička za puščico;
- Uporablja se lahko vse tipe puščic. Nobena puščica ne sme biti krajša od 14 col, merjeno od dna jahača do konca cevke;
- Moči lokov za moške so: 18 kg (39,7 funtov), 25 kg (55,1 funtov), 33 kg (72,8 funtov), neomejeno;
- Moči lokov za ženske in mladino so: 18 kg (39,7 funtov), 25 kg (55 funtov), neomejeno.

#### 32.5.7.3 Ameriški dolgi lok.

- Lok mora biti dolg najmanj 64 col za moške in 62 col za ženske, merjeno od utora za tetivo vzdolž krivine na trebušni strani (tekmovalčevi strani) loka. Dovoljena je toleranca 1/8 col;
- Kraki dolgega loka v nenapetem stanju morajo kazati refleksi. Pri napetem loku se tetiva ne sme dotikati loka nikjer drugje kot le v utoru za tetivo;
- Maksimalna dovoljena dolžina ročaja je 24 col, vključno z inserti in dovoljeni so dvodelni sestavljivi loki;
- Maksimalna debelina ročaja, merjeno ob polici za puščico ali vodilu, je lahko 2 3/4 cole;
- Polica za puščico ali okno je edino dovoljeno ležišče za puščico (za rest). Pokrito je lahko z naravnim materialom ali z blagom. Dvignjena ali padajoča ležišča za puščico (rest) niso dovoljena. "Overdraw"-i niso dovoljeni. Debelino ročaja, ki presega 2 3/4 cple, se smatra za "overdraw".
- Položaj ob trebuhu loka ob polici za puščico se uporabi za določitev debeline loka, ko se ga uporablja na konvencionalni flight tekmi;
- Maksimalna moč loka se določi z polnim potegom najdaljše tekmovalčeve puščice, merjene od dna jahača do konice puščice. Merjenje pri polnem potegu je potrebno, ko gre lahko konica puščice na trebušni del okna;
- Sprožanje je lahko smo s prsti. Uporablja se lahko ščitnik za prste ali strelsko rokavico. Kakršnikoli sprožilci so prepovedani;
- Dovoljene so samo lesene puščice;
- Peresa smejo biti samo naravna;
- Moči lokov za moške, ženske in mladino so: 15,88 kg (35 funtov), 22,7 kg (50 funtov), neomejeno.

#### 32.5.7.4 Angleški dolgi lok.

- Lok mora biti tradicionalni dolgi lok, narejen iz lesa iz enega dela, prešan ali laminiran z odebeljenim trebuhom in ušesi. Za puščice, krajše od 27 col mora biti lok dolg najmanj 5 čevljev in za puščice, dolge 27 col in več mora biti lok dolg najmanj 5 čevljev in 6 col, merjeno vzdolž hrbta med ušesi za tetivo;
- V nobenem primeru ne sme biti globina loka - merjeno od hrbta do trebuha - manj kot 5/8 debeline loka na istem delu. Loki iz bambusa, konstruirani po zgornjih zahtevah, so dovoljeni;

- Titive smejo biti tako iz naravnega materiala kot iz umetno izdelanih substanc in smejo po želji vsebovati "kisser" na kateremkoli mestu za lažje konstantno sidranje. Uporaba s poličko podaljšanih ščimikov za prste ni dovoljena;
- Oznake na kraku loka ali trakovi so dovoljeni, toda merilne naprave niso dovoljene;
- Lok ne sme imeti naslona za puščico;
- Dovoljene so samo lesene puščice;
- Peresa smejo biti samo naravna;
- Moči lokov za ženske, moške in mladino so: 15,9 kg (35 funtov), 22,7 kg (50 funtov), neomejeno.

#### 32.5.7.5 Compound flight lok.

- Tako konstruirani loki, da je pridobljen mehanski izkoristek z uporabo krakov, vzvodov, škripcev, ekscentrov in podobnih pripomočkov. Tovarniške modifikacije so dovoljene;
- Refleksni ročaji so dovoljeni;
- Loki, ki imajo možnost reguliranja moči ("keyhole" loki) so dovoljeni;
- "Overdraw"-i so dovoljeni za vsa tekmovanja s sestavljenim lokom. Ni pa dovoljen "overdraw", ki bi omogočil poteg puščice dlje nazaj od razdalje med notranjim delom ročaja loka in titive (brace height). Moč loka se izmeri pri potegu čez "hrib" ali po polnem nategu loka, ko se doseže maksimalna moč loka;
- Mehanski pripomočki za napenjanje loka niso dovoljeni. Flight sprožilce je treba držati v roki. Nobena pritrditev ali sidranje nad zapestjem ni dovoljena. Mehanski sprožilci so dovoljeni;
- Moči lokov za ženske in mladino so: 18 kg (39,7 funtov), 25 kg (55,1 funtov), neomejeno;
- Moči lokov za moške so: 25 kg (55,1 funtov), 33 kg (72,8 funtov), neomejeno.

#### 32.5.7.6 Compound tarčni lok.

- Sestavljeni lok mora ustrezati pravilom **The correct reference will be inserted as soon as possible.**;
- "Overdraw"-i niso dovoljeni razen izjeme 6 cm (2 3/8 col). Dovoljen je "pressure point" (rest), (glej **The correct reference will be inserted as soon as possible.**);
- Dovoljene so samo standardne tarčne puščice s konicami, ki se jih dobi v prodaji, brez omejitev za izbor peres;
- Refleksni ročaji niso dovoljeni;
- Loki, ki imajo možnost reguliranja moči ("keyhole" loki) so dovoljeni;
- Mehanski pripomočki za napenjanje loka niso dovoljeni. Mehanski sprožilci so dovoljeni. Pritrditev ali sidranje nad zapestjem toda pod komolcem je dovoljena;
- Moči lokov za moške, ženske in mladino so: 45 funtov (20,4 kg); 60 funtov (27,2 kg).

#### 32.5.7.7 Nožni lok.

- Pri napenjanju in sprožanju niso dovoljeni nobeni mehanski dodatki ali pripomočki;
- Mehanski pripomočki za napenjanje loka niso dovoljeni. Flight sprožilce je treba držati v roki. Nobena pritrditev ali sidranje nad zapestjem ni dovoljena;
- Z lokom se ustrelj tako, da se obe nogi drži na loku ali na stremenu loka. Lok se napne z obema rokama;
- Modeli vodil puščic samostrelcev niso dovoljeni;
- Dolžino puščice se določi z merjenjem od dna jahača do konca konice puščice. Minimalna dolžina puščic za flight loka ne sme biti krajša od 14 col;

#### 32.5.7.8 Flight pripomočki za napenjanje in sprožanje:

- Mehanski dodatki za napenjanje so prepovedani na vseh tekmovanjih;
- Mehanski dodatki za sprožanje so dovoljeni samo za sestavljeni lok;
- Izraz "mehanski" pomeni vsako metodo, ki izraža večkratno sodelovanje delov, ne glede na to ali so to posamezni delčki ali pogonsko povezani deli, zmožni povezano vplivati na sprožitev titive z ločenimi premiki ali z najmanj enim takim delom glede na drugega;
- Dovoljeni flight sprožilec je treba držati v roki. Nobena pritrditev ali sidranje nobene oblike nad zapestjem ni dovoljena. To velja za vse sloge.

## 32.5.8 Streljanje (Flight)

32.5.8.1 Tekmovalci morajo biti pri streljanju na strelni liniji najmanj dva metra narazen.

32.5.8.2 Tekmovalci ne smejo prestopiti s sprednjo nogo preko strelne linije.

32.5.8.3 Vsak tekmovalec ima lahko enega pomočnika ali svetovalca, ki mora biti najmanj en meter za strelno linijo.

32.5.8.4 Štiri serije po največ šest puščic na serijo se lahko izstrelj v vsakem dnevu ali tekmovanju.

32.5.8.5 Tekmovanje je lahko organizirano v enem ali v več dnevih. Kjer teren to dopušča, naj streljanje poteka v najboljšo smer.

32.5.8.6 Z izjemo nožnega loka mora tekmovalec držati lok v nepodprti roki in v stoječem položaju.

32.5.8.7 Šteje se, da puščica ni bila izstreljena, v kolikor se jo lahko tekmovalec dotakne s svojim lokom, ne da bi premaknil položaj svojih nog.

32.5.8.8 Nihče od tekmovalcev ne sme imeti več kot šest puščic s seboj na strelni liniji.

### **32.5.9 Zapisovanje (Flight)**

32.5.9.1 Ko vse kategorije ustrelijo prvo serijo, lahko ob signalu vodje tekmovalci in uradne osebe prestopijo strelno linijo.

32.5.9.2 Nobenu tekmovalcu ni dovoljeno nositi s seboj nobene puščice, medtem ko se giblje pred strelno linijo.

32.5.9.3 Če se puščice ne da označiti, se lego te puščice na terenu primerno označi in določi razdaljo pred streljanjem naslednje serije.

32.5.9.4 Če puščica obtiči v neobičajnem položaju, se razdaljo izmeri od konice puščice, če je ta vidna, ali od točke, kjer je puščica zapičena v predmet izven tal.

32.5.9.5 Če se razdalje meri samo ob koncu dnevnega tekmovanja, morajo biti k pozicijam puščic položene primerne dobro vidne oznake z vsemi pristojnimi podatki. Izmeri ali označi se samo najbolj oddaljeno puščico vsakega tekmovalca v vsaki kategoriji.

32.5.9.6 Vsako izgubljeno puščico je treba prijaviti vodji ter zapisati vse njene podatke pred začetkom streljanja naslednje serije. Če se puščico najde med naslednjimi serijami in se prepriča o tem, da ni znakov, da bi bila puščica premaknjena ali dotaknjena, se puščico lahko dosodi v kategorijo, v kateri je bila registrirana. Te možnosti ni več po tem, ko vodja zaključi tekmovanje za vse kategorije.

32.5.9.7 Če tekmovalec izstreli več kot šest puščic v katerikoli seriji, se mu najdaljši strel ali prekoračeno število strelav diskvalificira.

32.5.9.8 Slogi, ki tekmujejo na vsakem tekmovanju, morajo biti pod kontrolo organizatorja in morajo biti najavljeni v razpisu.

### **32.5.10 Uradne osebe na Flightu**

32.5.10.1 Na Flightu morajo biti najmanj tri uradne osebe.

32.5.10.2 Te osebe so: vodja flight tekmovanja in njegovi asistentje.

32.5.10.3 Vodja dokončno odloči o vseh stvareh, ki se tičejo tekmovanja.

32.5.10.4 Asistent pomaga vodji in dela na prostoru osnovne linije ali na terenu, ko je to potrebno. Ostale uradne osebe pomagajo po navodilih vodje.

32.5.10.5 Čuvaj opreme skrbi in je odgovoren za vso opremo, ki se jo uporablja na tekmovanju.

32.5.10.6 Uradne osebe določi država gostiteljica.

Če je le možno, naj imajo uradne osebe predhodne izkušnje s flight tekmovanjem.

## **32.6 Zunanji lokostrelski krogi**

32.6.1 1440 krog je sestavljen iz 36 puščic, izstreljenih na vsako od naslednjih razdalj v takem vrstnem redu:

- 60, 50, 40, 30 m za kadetinje in veteranke;

- 70, 60, 50, 30 m za kadete, mladinke, ženske in veterane;
- 90, 70, 50, 30 m za mladince in moške.

Razdalje se lahko strelja tudi v obratnem vrstnem redu (od kratkih proti dolgim). Na razdaljah 90, 70, 60 m (in 50 m za kadetinje in veteranke) se uporablja lice premera 122 cm, na razdalji 50 (razen za kadetinje in veteranke), 40 in 30 m pa lice premera 80 cm. 80 cm razmnožena lica se lahko uporablja na razdaljah 30, 40 in 50 m.

32.6.2 Dvojni 1440 krog je sestavljen iz dveh 1440 krogov zaporedoma.

32.6.3 900 krogov je sestavljen iz po 30 puščic na vsako od razdalj 60, 50, 40m na lica premera 122cm.

32.6.4 Dvojni 70m krog (za ukrivljeni lok) je sestavljen iz dveh 70m krogov izpeljanih zaporedoma.

32.6.5 Dvojni 50m krog (za sestavljeni lok) je sestavljen iz dveh 50m krogov izpeljanih zaporedoma.

32.6.6 Dvojni 60m krog (za kadete in veterane) je sestavljen iz dveh 60m krogov izpeljanih zaporedoma.

32.6.7 Goli lok dvojni 50m krog je sestavljen iz dveh krogov Goli lok 50m, ki se jih strelja zaporedoma v enem ali dveh dneh.

## 32.7 Standardni krog

### 32.7.1 Tekme

32.7.1.1 Za standardni lok potekajo tekmovanja za sledeče kategorije:

- kadetinje;
- kadeti;
- mladinke;
- mladinci;
- ženske;
- moški.

### 32.7.2 Oprema za standardni lok je definirana kot sledi:

Zahteve v **The correct reference will be inserted as soon as possible.** veljajo v celoti s sledečimi pogoji ali modifikacijami:

32.7.2.1 Lok mora biti preproste oblike, ali razstavljiv (z lesenim ali kovinskim ročajem) ali pa enodelne konstrukcije. Pri obeh tipih loka morata kraka biti iz lesa in/ali iz fiberglasa.

32.7.2.1.1 Ležišče puščice (arrowrest) mora biti enostavno, upogljivo ali togo in mora biti nepremakljivo. Enostavna neprilagodljiva točka naslona (pressure point) se lahko uporablja, vendar ne sme biti več kot 2cm nazaj od grla prijema (pivot point) loka.

32.7.2.1.2 En enostaven pokazatelj kontrole potega, slišni in/ali vidni, se lahko uporablja. Taka priprava lahko daje le en znak o dolžini potega.

32.7.2.1.3 Merilna naprava mora biti enostavne konstrukcije in ne sme vsebovati nobene vertikalne zobate letve in kolesca ali vijaknega tipa mikro uravnave. Bočna uravnava je lahko vijakno uravnavana. Merilna naprava in vsak nosilec, na katerega je pritrjena, mora ustrezati spodnji opombi. Merilna točka ne sme biti pin iz optičnih vlaken.

32.7.2.1.4 Vsaka uporabljena stabilizacija mora ustrezati [Člen 32.7.2.1.9. in](#). Kompenzatorji (TFC-ji) se ne smejo uporabljati.

32.7.2.1.5 Puščice ne smejo presegati specifikacij XX75 ali ekvivalentnih in morajo biti ekvivalentne po ceni in uporabi. Jahač mora biti enostavne konstrukcije ali koničen ali v garnituri z insertom. Konica mora biti konične ali šilaste (ogival) oblike. Peresa morajo biti iz mehkega plastičnega materiala ali iz naravnih peres.

32.7.2.1.6 Zaščita prstov ne sme vsebovati nobene ojačane ali nameščene ploščice ali podobne priprave ali kakega pripomočka za držanje, vlečenje ali sprožanje tetive.

32.7.2.1.7 Daljnogledov, teleskopov ali katerih koli drugih vizualnih dodatkov se ne sme uporabljati za opazovanje puščic. Strelnih očal se ne sme uporabljati.

32.7.2.1.8 Pripomočki kot so oporniki, ščitniki, zanka (šlinga), viseči ali talni tok ali cof so dovoljeni. Ooznake za stopala ne smejo štrleti več kot 1cm iz tal. Podloge za dvig stopala ali dela stopala, pritrjene na čevlji ali samostojne, so dovoljene, če le-te ne predstavljajo ovire za druge tekmovalce na strelni liniji, če ne tvorijo zamika ali mostu na strelni liniji, če ne zasidrajo stopala na podstavek ali podstavka na tla in če ne štrlijo več kot 2 cm izven obrisa stopala čevlja.

32.7.2.1.9 Nenapet lok skupaj z dovoljenimi pripomočki (z vsemi nameščenimi stabilizatorji) mora iti skozi luknjo obroča z notranjim premerom 12,2 cm ± 0,5 mm.

32.7.3 V standardnem krogu se lahko osvoji Standard značke.

32.7.3.1 To je puščica na okroglem znaku z vpisanimi besedami:

*World Archery Standard značka:*

	<b>WORLD ARCHERY STANDARD ZNAČKA</b>				
	<i>Puščica na belem</i>	<i>Puščica na črnem</i>	<i>Puščica na modrem</i>	<i>Puščica na rdečem</i>	<i>Puščica na zlatem</i>
<i>moški</i>	500	530	560	590	620
<i>ženske</i>	475	505	535	565	595

32.7.3.2 Standard značko lahko prejme tekmovalec, ki še ni prejel Star značke za 1000 ali več krogov ob uporabi ukrivljenega ali sestavljenega loka.

## 32.8 Dvoranski lokostrelski krogi

32.8.1 25 m krog je sestavljen iz 60 puščic na lica premera 60cm ali na 60cm trojna lica.

32.8.2 Kombinirani krog je sestavljen iz 18m kroga in 25m kroga, ki se jih strelja zaporedoma v enem ali dveh dneh v poljubnem vrstnem redu.

## 32.9 Poljski lokostrelski krogi

32.9.1 Arrowhead krog je sestavljen iz 24 ali 48 tarčm kar predstavlja dva kompletna field kroga. Razdalje za postavitev tarč so zapisane v [8.1.1.9. Krog z neznanimi razdaljami in 2. DEL \(15.01.2022\)](#) in [8.1.1.10. Krog z znanimi razdaljami in 2. DEL \(15.01.2022\)](#). Proga je lahko cela z znanimi ali z neznanimi razdaljami ali s kombinacijo znanih in neznanih razdalj.



# Poglavje 33

## Ski-Archery (Pravila niso prevedena)

### 33.1 Ski-Archery

33.1.1 Ski-Archery combines cross-country skiing and archery. In principle, all World Archery Rules apply, unless other regulations are detailed in this Chapter.

### 33.2 Classes of Athletes

33.2.1 The following classes are authorised for World Archery competitions:

#### 33.2.1.1 Men and Women.

On 1 November in the year of their 21st birthday, male and female athletes shall be called Men and Women respectively and according to gender shall start only in Men and Women's competitions.

#### 33.2.1.2 Juniors Men and Juniors Women.

Athletes who have not yet reached Men or Women's age as defined above are Juniors Men or Juniors Women respectively.

Separate competitions shall be organised for them. However, Juniors Men are permitted to take part in Men's competitions and Juniors Women are permitted to take part in Women's competitions.

### 33.3 Eventes and Competitions Specifications

33.3.1 The events and competition specifications for the discipline of Ski-Archery are as follows:

1	2	3	4	5
Class of Competitors	Course Length and Competition Type	Ski Loops	Shooting Ends (4 arrows per end)	Shot Penalty
MEN	12.5km Individual	5 x 2.5km	S, K, S, K	1 minute
	7.5km Sprint	3 x 2.5km	S, K	150m penalty loop
	10km Pursuit	4 x 2.5km	S, K, S	150m penalty loop
	10km Mass Start	5 x 2km	S, S, K, K	150m penalty loop
	3 x 6km Relay	3 x 2km each	S, K (each) + one spare arrow per end	150m penalty loop
WOMEN	10km Individual	5 x 2km	S, K, S, K	1 minute
	6km Sprint	3 x 2km	S, K	150m penalty loop
	8km Pursuit	4 x 2km	S, K, S	150m penalty loop
	7.5km Mass Start	5 x 1.5km	S, S, K, K	150m penalty loop
	3 x 6km Relay	3 x 2km each	S, K (each) + one spare arrow per end	150m penalty loop
JUNIOR MEN	10km Individual	5 x 2 km	S, K, S, S	1 minute
	6km Sprint	3 x 2 km	S, K	150m penalty loop
	8km Pursuit	4 x 2 km	S, K, S	150m penalty loop
	7.5km Mass Start	5 x 1.5 km	S, S, K, K	150m penalty loop
	3 x 6km Relay	3 x 2 km each	S, K (each) + 1 spare arrow per end	150m penalty loop
JUNIOR WOMEN	8km Individual	4 x 2 km	S, K, S	1 minute
	4km Sprint	2 x 2 km	S	150m penalty loop
	6km Pursuit	3 x 2 km	S, K	150m penalty loop
	6km Mass Start	5 x 1.2 km	S, S, K, K	150m penalty loop
	3 x 6km Relay	3 x 2 km each	S, K (each) + 1 spare arrow per end	150m penalty loop

Notes:

Column 1: Class of Competitor: according to these Rules.

Column 2: Course Length and Type of Competition: the required length of the course and the type of competition according to these Rules.

Column 3: Number and Length of Ski Loops required for the competition.

Column 4: Shooting Ends: the number and sequence of shooting ends and shooting positions.

Column 5: Shot Penalty: the penalty automatically imposed for each target not hit.

### 33.4 Registration and Entry

33.4.1 Participation at World Archery Events: two separate notices shall be given: Registration and entry.

#### **33.4.1.1 Registration and Replacements.**

Registration is an early notification of the intent to participate. The numbers of athletes and team staff members that may be registered for an event are detailed in the event specific rules. The registration for events shall be made as follows:

- World Archery Ski Championships / World Archery Ski Youth Championships. For the WASCH / WASYCH, the estimated number of athletes and team staff (registration by numbers) shall be received by the organisers two months before the beginning of the WASCH / WASYCH.

At least 14 days before the start of the WASCH / WASYCH, a list of the names and gender of the intended participants (registration by names) shall be received from each nation by the organisers.

The replacement of registered athletes shall be notified to the organisers immediately after the changes have been made;

- SAWC Events.

For SAWC events, the estimated number of athletes and team staff (registration by numbers) shall be received by the organisers one month before the beginning of the SAWC.

At least 14 days before the start of the SAWC, a list of the names and gender of the intended participants shall be received from each nation by the organisers.

The replacements of registered athletes shall be notified to the organisers immediately after the changes have been made;

- Other Events.

The registration for other events shall be as demanded in specific event rules.

#### **33.4.1.2 Entry.**

The entry is the written notice of athletes or a team being entered to start in a specific competition. It shall be submitted for all events at least four hours before the draw for the Individual, Sprint and Mass Start competitions.

The entry for team participation in the Relay competition shall be made for all events not later than four hours before the draw.

The names of Relay athletes shall be submitted in start order by 4 pm on the day before the Relay and Team competitions.

Entries for the Pursuit competition are not required as all athletes who qualify for the Pursuit in the qualifying competition are considered to be participants.

The numbers of athletes that may be entered for a competition are stated in the event rules.

### **33.4.2 Registration Procedures.**

Registration shall be made in writing by post, fax or e-mail to the address indicated in the invitation and within the required deadline.

For WASCH, WASYCH and SAWC events registration shall be made or approved by the Member Association;

- By registering or approving an Athlete the Member Association confirms and tacitly guarantees that he is covered by accident and liability insurance and that the athlete is medically fit to compete.

### **33.4.3 Late Entries**

- The TD may approve a late entry due to extraordinary circumstances before the draw;
- The Competition Jury may approve a late entry due to 'force majeure' after the draw. The Competition Jury shall direct in which position(s) the late athlete(s) shall start. A separate draw may be used for this purpose.

### **33.4.4 Replacement of Entry – 'Force majeure'.**

If an entered athlete cannot start due to 'force majeure', another registered athlete may take his place, but not later than 30 minutes before the listed start time of the entered athlete.

In Relay competitions, competitors may be replaced as follows: competitor for the first leg – 30 minutes before the simultaneous start, for the second – before the simultaneous start, for the third – before the first hand-over, and, for the fourth – before the second hand-over.

In case of such a replacement, a valid reason preventing the start shall be provided to the Competition Jury not later than 30 minutes before the listed start time in question, or for the specified deadlines for the Relay.

## **33.5 Draw and Assignment of Start Numbers**

### **33.5.1 General.**

Athletes or teams are randomly selected from the entries for the competition, by manual or computer draw, and are assigned their start numbers based on that draw unless other rules regulate that competition. A draw shall also be used to resolve any tie situation which cannot be resolved using the specific rules for that issue.

33.5.1.1 The Technical Delegate shall approve the method of the draw.

### **33.5.2 Timings of Draw.**

The draw of any competition may be made not earlier than 24 hours before and not later than 15 hours before the start of the

competition. However, if the majority of team managers agree, the draw for the Mass Start or Relay competitions may be made at the Team Managers meeting for the competition that shall precede the Mass Start or Relay competition in the event programme. If the Competition Jury decides to repeat a competition or to postpone a competition to a time which is not within the 24 hours period of validity of the draw, a new draw shall be made.

### **33.5.3 Place of Draws.**

The draw shall be made during and at the place of the Team Managers meeting, and shall be visible to all Team Managers. However, the Technical Delegate may decide to have the draw outside the Team Managers meeting. Such an outside draw shall be supervised by at least two Competition Jury members.

### **33.5.4 Assignment of athletes into Draw Groups.**

When submitting their entries, Team Managers shall assign one athlete to each of the draw groups. If a team consists of fewer athletes than the number of draw groups, the Team Manager shall decide in which groups he shall place his athletes (one in each group chosen). If a team consists of more athletes than the number of draw groups, the extra athletes shall be added to the draw groups at the Team Manager's discretion, one into each group.

#### **33.5.4.1 Draw for Individual and Sprint Competitions.**

The start order shall be decided by randomly drawing the names of athletes from the four draw groups into which they have been assigned by their Team Managers and by randomly drawing the start number for each athlete. The draw shall be made separately for each group in the following order:

Group 1 - Group 2 - Group 3 - Group 4.

Every athlete shall be assigned a number; blank start numbers are not permitted.

If the draw in the Individual or Sprint competition has 60 or fewer athletes the draw shall be made in three groups. If there are 40 or fewer then the draw shall be made in two groups following the same principle as for the four draw groups.

The Team Managers of the teams with the top 15 athletes, based on the current SAWC Total Score standings, are allowed to place those athletes in any draw group regardless of the foregoing regulation.

#### **33.5.4.2 Draw for Group Starts in Sprint Competitions.**

At international competitions other than the WASCH, WASYCH and SAWC competitions, the start for the Sprint competitions may be individual or in groups. If the start is made in groups, the draw groups shall be subdivided into start groups.

The number of athletes in the start groups shall depend on the conditions of the competition facilities and on the total number of athletes.

Otherwise the draw shall be the same as for individual starts. For a group start, the start numbers drawn shall determine the athletes' positions at the start.

#### **33.5.4.3 Assignment of Start-numbers and Start-times in Pursuit Competitions.**

A draw is not conducted for the Pursuit competition. Athletes are assigned start numbers and times based on the results of the Sprint Competition.

Athletes in the Pursuit shall start in the same order in which they finished the Sprint competition: the winner of the Sprint competition shall start first with start number 1, the second place of the qualifying competition shall start second with start number 2, and so on.

The winner of the Sprint competition shall have a start time of zero (0), which shall be shown on the start list as the clock time for the start of the Pursuit Competition. The remaining athletes in the Pursuit Competition shall have as their start-time the actual time by which they were behind the winner in the Sprint competition. Start lists are produced based on the foregoing and shall show the assigned start lane for each athlete. If there is a tie for the last place in the Sprint Competition that qualifies for the Pursuit Competition, both of the tied athletes are allowed to start in the Pursuit competition.

All athletes whose start times are more than five minutes after the start time of the leader shall be started simultaneously at five minutes after the first start, but their actual competition time shall show their time calculated from their actual start times from Sprint Competition.

#### **33.5.4.4 Assignment of Start Numbers and Tracks – Mass Start Competition.** Start numbers at WASCH and SAWC events shall be assigned according to the applicable event rules. At all other events, a single random draw shall be used to assign the start numbers for all athletes, who shall not number more than the number of targets available.

### **33.5.5 Draw for Relay Competitions.**

#### **33.5.5.1 The purpose of the Draw for Relay Competitions:**

The draw for the relay competition determines each team's start number, which shall be the team's start track number and the team's shooting lane number on the range.

#### **33.5.5.2 The method of Draw for Relay Competitions.**

For the relay competition, previous results shall determine from which row a team shall start in the mass start of the first athlete of each team. Start numbers are in numerical sequence and continue consecutively for all of the entered teams. The draw shall be made as follows.

1. If there are the same number or fewer teams entered than the number of front row start tracks, only one single draw shall be done to assign the start numbers.
2. If it is necessary to start from more rows than one, the start numbers shall be drawn for the teams entitled to start from the first row, then separately, based on entitlement, for each subsequent row.

#### **33.5.5.3 Placement of Athletes in Relay Start Tracks.**

Start tracks shall be numbered from left to right, facing the direction of the start. Number one is the left track and the highest number of the front row shall be the right track. The lowest number in the second row shall be placed behind number one and the next consecutive number behind number two, and so on.

#### **33.5.5.4 Selection of Relay Teams for Start Rows.**

At WASCH and SAWC events, relay teams entitled to start from the front and each subsequent row shall be in the order of the ranking from the results of the previous year's SAWC Nations Cup score final standings, with the best teams in front. The number of teams starting from each row shall depend on the number of start tracks available at the competition site, never fewer than eight.

For WASYCH, the allocation of start tracks in the first row shall be determined by random draw among those nations that were placed highest in the previous year's WASYCH Relay, according to the number of front row tracks available. The remaining WASYCH teams shall be placed into subsequent rows by one random draw.

If teams entitled to the front row have not entered for the competition, the teams placed next highest based on the same criteria shall be allowed to be entered for the draw for the front row. The same procedure shall be followed for the second row, and if necessary, for the third and subsequent rows.

#### **33.5.5.5 Extra Relay Teams.**

Extra Relay teams are not permitted at WASCH, WASYCH or SAWC competitions.

At other events, however, extra relay teams are permitted: they shall start in rows behind the official teams and shall not be awarded official prizes. Extra teams may consist of members of more than one nation.

## **33.6 Awards**

Awards (Medals, Diplomas, Prizes and Scoring points) shall only be given for competitions where five or more athletes or relay teams are competing.

## **33.7 Team Managers Meeting**

### **33.7.1 General.**

At each Ski-Archery event, meetings shall be held for the Team Managers to elect the Juries, conduct draws and to give information about the event and the competitions. The first meeting shall be held at the latest on the day before the first day of Official Practice in order to elect the Jury of Appeal. For the remaining meetings of the event, the dates and time depend on the time required to conduct the draw. The Competition Chief shall chair the meetings.

### **33.7.2 Attendance at Team Managers meeting**

The following persons shall attend the Team Managers meeting:

- The Official World Archery representative;
- The TD(s) and SAJ(s);
- All Competition and Appeal Jury members;
- At least one representative from each participating team;
- The Competition Chief;
- The Officials (Chief) of Range, Course, Timing, Stadium and the Competition Secretary or their representatives;
- The necessary meeting support staff and interpreters, if required.

### **33.7.3 Team Managers meeting agenda:**

The agenda for a Team Managers meeting shall include the following items, as appropriate:

- Call to order;
- Roll call of nations (or teams);
- Election of the Jury of Appeal;
- Draw(s);
- Technical briefing for the next competition(s);
- TD(s) comments;
- Weather report;
- Other business;
- Adjournment.

## 33.8 General Organisation and Appointment

The following organisation and persons shall be established or appointed for the preparation, conduct and control of Ski-Archery events and competitions:

- Organising Committee;
- Competition Jury;
- TD (s) and SAIJ (s);
- Jury of Appeal;
- The official World Archery representative (if applicable).

## 33.9 Competition Jury

### 33.9.1 General

A Competition Jury is established for Ski-Archery events to act as the authority on all matters related to the event, which are not specifically designated to be under the jurisdiction of other World Archery organs. One Competition Jury is established for both the Mens and the Womens competitions. The Competition Jury shall make decisions about the event, competitions and related arrangements and conditions to ensure fairness and correctness. The Competition Jury imposes penalties for violations of rules reported by the TD(s), SAIJ(s), competition officials and Competition Jury members, and imposes penalties and disciplinary measures on its own. Additionally, the Competition Jury decides on time adjustments and rules on competition situations not covered by these Rules or other World Archery authority publications. The Competition Jury passes on all appeals submitted to it to the Jury of Appeal.

The procedures of the Competition Jury follow the World Archery Jury procedure and the rules laid down in [33.29. Penalties in Poglavje 33](#), [33.30. Disciplinary Measures in Poglavje 33](#) and [33.31. Prohibitions and Sanctions for Non-Competing Persons in Poglavje 33](#).

### 33.9.2 Duration of Office.

The Competition Jury established for an event remains in office throughout the event.

### 33.9.3 Chair.

The chairperson of the Competition Jury is the Technical Delegate

### 33.9.4 Competition Jury Composition.

At WASCH, WASYCH and SAWC competitions the Competition, Jury shall consist as follows:

- The TD;
- The 2nd TD;
- The Competition Chief;
- The chairman of the Tournament Judges Commission (SAIJs).

### 33.9.5 Competition Jury meetings and Decisions.

The Competition Jury shall assemble within a minimum of time whenever a meeting is required, as directed by the Competition Jury chairperson, and shall remain readily available for CJ duties for 15 minutes after the publication of the Interim Results.

Meetings of the Competition Jury shall normally be held as follows:

- Immediately after the first Team Managers meeting;
- Approximately one hour before the start of the competition;
- At any time during the competition when called by the Competition Jury chairperson;
- Immediately before the last finish in the competition;
- At any other time when a meeting is called by the Competition Jury chairperson. Decisions of the CJ are normally made with all its members present. However, in exceptional cases the CJ is entitled to pass a resolution if at least three members are present. The CJ chairperson shall only vote in case of a tie vote. Decisions are made by each member voting on the issue and a simple majority shall decide.

### 33.9.6 Tasks of the Competition Jury.

33.9.6.1 Prior to the Competition:

- To check if the competition facilities comply with the rules;
- To check the eligibility of all athletes registered for the event;
- To supervise the draw;

- To determine if a competition has to be postponed or annulled due to serious difficulties (such as extreme weather conditions, cold, high winds, etc.);
- To restrict or prohibit training on the competition facility due to circumstances such as very wet snow conditions or very little snow, which could jeopardize the conduct of the competitions;
- To decide if, and under which conditions, a late entry may be accepted;
- To decide if a competitor properly entered for participation may be replaced by a substitute in the case of 'force majeure'.

#### 33.9.6.2 During the competition:

- To ensure that the competition is conducted according to these rules;
- To direct the necessary measures if difficulties occur such as heavy fog or a storm which seriously endangers the correct and fair conduct of the competition – an extreme option may be to stop the competition;
- To decide on the admission of athletes who arrive late at the start due to 'force majeure'.

#### 33.9.6.3 After the competition:

- To authorise the award ceremony and the posting of interim results;
- To impose or reject penalties on violations reported by the TDs, SAIJs, Competition Jury members and officials of the Organising Committee;
- To determine necessary time adjustments;
- To stop or cancel the competition if necessary;
- To order the repetition of the competition, if justified and possible.

#### 33.9.6.4 At all time, to decide on all matters which are not covered in these rules.

## 33.10 Jury of Appeal

33.10.1 An appeal may be made against a decision of the CJ. The appeal shall be made to the Jury of Appeal established for the event, and in accordance with Jury procedure and the Ski Archery Disciplinary Rules.

33.10.2 The Jury of Appeal for the event is composed of three members elected during the first Team Managers meeting. Nominations are requested from the Team Managers for candidates to be members of the Jury of Appeal. If there are three candidates, no vote is necessary and the candidates become Jury of Appeal members by acclamation. If there are more than three candidates, a vote shall be taken from the Team Managers. Only one vote per nation is allowed. A simple majority shall elect a Jury of Appeal. If no simple majority is obtained by any candidature, the person with the fewest votes is removed as a candidate and the vote is repeated for the remaining candidates until the Jury of Appeal members are elected.

## 33.11 Technical Delegates

TDs are appointed by World Archery and are official representatives of World Archery. TDs are responsible to ensure that events are prepared and conducted in accordance with the World Archery Rules.

## 33.12 Ski-Archery International Judges

### 33.12.1 General Regulations.

SAIJs are persons who are appointed by World Archery to officiate at World Archery Ski-Archery events. They are responsible for the correct performance of duties and tasks related to their area of responsibility, in co-operation with the Organising Committee and the TD. SAIJs are required to direct, advise and assist competition officials in their duties, and to intervene to prevent a mistake from being made. The SAIJs at an event are subordinate to the chairperson of the Tournament Judge Commission, report to him in the performance of their duties and shall follow his directions.

### 33.12.2 SAIJs Functions at Competitions.

The functional areas where SAIJs shall be employed at competitions are as follows:

- Start/Finish;
- Shooting range;
- Course;
- Equipment inspection.

The chairperson of the Tournament Judge Commission is SAIJ of the Shooting Range.

### 33.12.3 Numbers of SAIJs for events.

The following number of SAIJs shall be appointed for events:

- WASCH 4
- WASYCH 4
- SAWC 4
- SACC 4

### **33.12.4 SAIJs tasks and duties.**

*Details of tasks and duties of SAIJs are given in Appendix B to these rules.*

### **33.12.5 SAIJs Costs.**

*Organisers of events and competitions are responsible for paying the accommodation and meal costs for the period of the duty.*

## **33.13 Competition Facilities and Arrangements**

### **33.13.1 General.**

*The competition facility is the site on which Ski-Archery competitions and practice are conducted, and consists of the stadium area and the course.*

*Located in the stadium area are the start/finish areas, shooting range, penalty loop, Relay hand-over zone, ski test area, team wax huts, spectators areas, the necessary Organising Committee buildings, offices and parking spaces. The site shall be technically suitable, according to these Rules, for facilitating all the types of Ski-Archery competitions and shall offer the best possible viewing of the competitions to spectators and for the requirements of TV coverage.*

### **33.13.2 General Requirements.**

*The start and finish areas, shooting range, penalty loop and Relay hand-over zone shall be located on level ground and close together with good viewing of competition activities for the majority of the spectators. These areas and critical parts of the course shall be fenced in order to prevent athletes from being impeded or going astray, and to prevent access by unauthorised persons. There shall be sufficient space for athletes and competition officials to conduct their required activities and adequate room for team support staff, press, photographers and spectators, and enough space for TV camera crews and transmission facilities without interfering with the competition.*

### **33.13.3 Maximum Distance.**

*The competition facility shall be no more than 30km or 30 minutes travel from the teams' accommodations, unless otherwise approved by the TD.*

### **33.13.4 Competition Office.**

*A Competition Office or sub-office shall be located in or near the stadium area. The office shall be open during the event and shall be the official interface between teams and the Organising Committee.*

*Teams shall be able to submit entries for competitions at the office and information about the event and competitions shall be available in the office.*

*A mailbox for each participating team shall be provided in the office.*

## **33.14 Start Areas**

### **33.14.1 General.**

*The start area for all competitions shall be level with the snow well packed and smoothly groomed, and shall be visible to spectators. The start line shall be placed at right angles to the skiing direction and shall be marked with a red line sunken into the snow. The area shall be well fenced and shall be suitable for the traffic flow of athletes, team support staff and officials.*

*There shall be a warm-up area immediately adjacent to the start area for athletes to perform their final, before competition warm-up which shall include arrangements to take care of warm-up clothing, and contain an adequate number of bow racks.*

### **33.14.2 Individual and Sprint Competition Start Area.**

*The start area for Individual and Sprint competitions shall be approximately 8-10m long and a minimum of 4m wide and shall be separated from the warm-up area by a fence with an opening to allow controlled access.*

### **33.14.3 Pursuit Competition Start Area.**

*The start area for the Pursuit Competition shall have a minimum of three start lanes and the actual number of start lanes is determined by the number of simultaneous start times in the start list. If there are four starts at the same second, then there shall be four start lanes, etc. A common start line, marked in the snow, shall cross the end of the start lanes. The start lanes shall be 1.5m - 2m wide and sufficiently long to hold the required number of athletes. The lanes shall be immediately adjoining each other and shall be separated by fencing.*

*There shall be a spare passage or lane, which allows access to the start line in the case of late starts. This lane shall be controlled by a start official with a stopwatch synchronised to the competition time.*

#### **33.14.4 Pursuit Start Boards.**

Separate boards, showing the start numbers and start times of each lane in large print readable by athletes and officials, shall be positioned in front of the applicable start lanes.

#### **33.14.5 Relay and Mass Start Competition Start Area.**

The start area shall be laid out in such a way that all the athletes shall be required to ski the same distance until they reach the common trail. A minimum of eight straight, parallel sets of tracks, with a minimum of 1.2m between each set of tracks (measured from centre to centre), shall be set for a minimum of 35m from the start line. The number of start tracks is to be based on the space available and the number of Relay teams entered, with the objective of having the fewest possible start rows. The end of the parallel tracks shall be clearly marked.

After the first parallel tracked section there shall be a further straight 50m to 100m of level and smoothly groomed, trackless, gradually converging area, which leads to the competition trail.

#### **33.14.6 Start Track Number Boards - Relay and Mass Start competition.**

The start tracks shall be marked with number boards showing the number of the tracks. There shall be the same number of boards as the number of teams in the competition. The number boards are to be placed on the left of each track and shall show the number to the front and the rear. The numbers on the boards shall be at least 20cm high and shall be highly visible to the athletes and TV.

#### **33.14.7 Course Information Boards.**

There shall be a board within the start area on which the course map is shown. At the start line there shall be a board, which shows the trail colour sequence for the competition.

#### **33.14.8 Start Clock.**

At the start area for Individual and Sprint competitions there shall be a start timer placed so that it is easily readable from the start line. The display of the timer and the sound signal shall be synchronized. For the Pursuit competitions, there shall be a start clock for each start lane. In or near the start area there shall also be a clock displaying the correct time of day, which shall be clearly visible to athletes in the area.

#### **33.14.9 Start Equipment Control.**

The start equipment control shall be located in close proximity to the start. Its placement and design shall facilitate the smooth, orderly and timely flow of athletes through to the start. The control station shall have tables and the required equipment and forms to perform the checks.

### **33.15 Course and Associated Parts**

#### **33.15.1 General.**

The course is the network of ski trails to be used for the competition. It shall consist of continuously changing flats, climbs and downhill sections. Extremely long and difficult climbs, dangerous descents, monotonous flats and hills that shall be sidestepped are not permitted. Changes in direction of a trail shall not occur so frequently that an athlete's ski rhythm is seriously disturbed.

#### **33.15.2 Altitude, Width and Length.**

The maximum altitude of any part of the course may not be higher than 1800m above sea level, unless the TD specifically authorises an exception in necessary circumstances. For SAWCH, SAJWCH and SAWC competitions, trails shall have a minimum width of 6m of groomed snow surface. If required in places like difficult climbs, the trail shall be wider. If narrower sections such as bridges or mountain passes are unavoidable, the narrow parts may not be less than 4m wide or longer than 50m. The actual length of the course may not be more than 5% different from the length specified for the competition.

#### **33.15.3 Use of Trails.**

Trails in a competition may be used several times during a competition if they are at least 6m wide. If trails are less than 6m wide, they should not be used more than twice during a competition. For flexibility of usage there should be a minimum of two separate trail loops.

#### **33.15.4 Setting of Tracks.**

If required by the competition circumstances, the TD shall direct that a track be set on the right or left side of the trail. If required, downhill sections shall be tracked as directed by the TD. Tracks shall not be in such a way or in places where they may endanger or hinder athletes. The width and depth of tracks shall be set so that all regular types of boots and bindings can be used without side



friction.

### 33.15.5 **Safety.**

Athletes shall be allowed to ski downhill at full speed without undue risk of an accident. When evaluating the risk, extremely fast trail conditions shall be considered.

### 33.15.6 **Grooming.**

Trails shall be as level as possible, solidly packed and smoothly groomed. They shall not be artificially frozen. Downhill turns shall be banked as necessary. All types of hindrances and obstacles shall be cleared from the trails, such as stumps, branches, stones and soil. Overhanging or protruding branches shall be trimmed so that they do not obstruct or endanger athletes.

### 33.15.7 **Marking.**

The trails shall be clearly marked and defined so that at no time is an athlete in doubt how to follow the trail. This applies especially to descents and other critical points. Clear markings shall be placed at such points. At 100m from the finish line there shall be a signboard indicating "Finish - 100m".

### 33.15.8 **Course Sequence Colours.**

The sequence of the trails shall be uniformly marked on the right side in the ski direction by coloured signboards. The first trail shall be marked red, the second green, the third yellow, the fourth blue and the fifth brown. If a trail is to be used more than once, the colours shall appear on the boards in the sequence of use from left to right or from top to bottom. Junctions shall be clearly marked with trail colours. If only one trail loop is used for the competition, the marking colour shall be red.

### 33.15.9 **Fencing.**

All trails that shall not be used in the competition shall be fenced or barricaded. Fences shall separate trails close to each other so that athletes cannot go on the wrong trail.

### 33.15.10 **Forerunners.**

Immediately before the start of the competition the entire course shall be skied before the first athletes start by at least 10 forerunners who shall not take part in the competition. While on the course, they shall clear it and correct the markings, if required.

### 33.15.11 **Course Specifications by Competitions**

The following table details the required technical specifications for courses for each type of competition.

Distance between Shooting Ends	Height Difference	Maximum Climb	Total Climbs
2.5km	100m	75m	210/300m
2km	100m	75m	200/350m

### 33.15.12 **Relay Hand-over Zone.**

In Relay competitions there shall be a well-marked hand-over zone, 30m long and 8m wide, at the end of a straight section placed in such a way that incoming athletes shall arrive at a controlled speed. The last 50m of the trail before the zone shall be at least 8m wide. The hand-over zone shall begin at the timing line. The beginning and end of the zone shall be marked with a red line in the snow and with a sign at the beginning: "Hand-over". The zone shall be fenced along both sides, with one access gate for controlled entry by starting athletes.

33.15.12.1 The last 50m of the course before the hand-over zone shall be straight.

The hand-over zone may only be entered by the incoming and outgoing athletes and the officials responsible for control of the hand-over zone. At 100m before the hand-over zone there shall be a signboard indicating "100m".

### 33.15.13 **The Penalty and Penalty Loop.**

For the Individual competition the penalty is one minute for each missed arrow. For Sprint, Pursuit, Mass Start and Relay competitions, a penalty loop shall be set up immediately after the shooting range – no further than 60m of skiing distance from the right edge of the range to the entrance of the penalty loop. The loop shall be an oval trail which is 5m wide and 150m (plus or minus 5m) long, measured along the inside perimeter of the loop. The entrance and the exit of the penalty loop shall be clearly marked by means of boards, to avoid mistakes.

If targets with paper target faces are used, there are no penalty loops. The penalties are as follow: 60 seconds for Individual Competitions and 30 seconds for Sprint, Pursuit and Relay Competition.

33.15.13.1 The penalty loop shall be located in a level area in such a way that no additional distance between the course and the penalty loop has to be skied by the athletes when they have to enter the penalty loop.

### **33.15.14 Ski Test Area.**

At SAWCH, SAJWCH and SAWC, a ski glide test area shall be set up on slightly sloping terrain in or near the stadium area, large enough to accommodate all participating teams. The glide test downhill slope shall be an eight to 12 degrees slope and a minimum of 30m long. The test area shall be prepared and groomed the same as the competition trails. In the ski test area there shall be an information board on which the temperature of the air and the snow, at the highest and lowest points of the course profile, shall be shown and updated at three, two and one hours prior to the first start, and thereafter every 30 minutes until the last athlete has started.

### **33.15.15 Warm-up Trail.**

In proximity of the stadium and with easy access from the team huts, there should be a separate trail on which athletes can warm-up. The trail should be approximately 600m long and shall be prepared the same as the competition trails.

## **33.16 Shooting Range**

### **33.16.1 General.**

The shooting range is where all shooting takes place during a Ski-Archery Competition. It shall be located in the central area of the stadium and both the targets and the shooting ramp shall be visible to the majority of spectators. The range shall be flat and level and shall be surrounded by adequate safety barriers on the sides and behind the targets. The placement and configuration of the range shall be set up with strict regard for safety in relation to the trails, stadium and the surrounding areas. The shooting direction should be generally north to enhance light conditions during competitions. Safety protection should not obstruct the view of the competition, neither by spectators nor by TV.

33.16.1.1 The range shall conform to all local laws.

### **33.16.2 Specifications and Configurations.**

#### **33.16.2.1 Shooting Distance.**

The distance between the front edge of the shooting ramp and the line of targets shall be 18m ( $\pm 10$ cm).

#### **33.16.2.2 Kneeling and Standing**

Looking in the shooting direction, the right half of the range is for shooting in a standing position and the left half for shooting in the kneeling position.

The division shall be clearly indicated to the athletes by signboards. An exception to the right and left configuration is made during Pursuit, Mass Start and Relay competitions when athletes shoot from all lanes in both kneeling and standing positions.

#### **33.16.2.3 Entrance and Exit**

During practice and competition, athletes shall enter the range from the left and exit on the right side.

#### **33.16.2.4 Levels**

The surface of the shooting ramp and the surface on which the targets stand shall be near the same level as possible.

#### **33.16.2.5 Space Configurations**

At the rear of the range there shall be a fenced-off area of 10 to 12m width (shooting ramp), measured back from the front edge of the shooting line, and extending along the entire back of the range. The area is reserved for athletes, officials and members of the Juries. However, if authorised by the TD, other persons such as TV camera teams may be allowed in this area. Directly behind that area there shall be a second fenced area of at least 2m width reserved for three team staff members per team. This area shall be arranged so that the team staff members have good visibility of the targets and the shooting ramp area.

### **33.16.3 The Shooting Ramp.**

The shooting ramp is the area at the rear of the range where the athletes stand or kneel to shoot. The ramp shall be totally covered with snow, solidly packed, even, smoothly groomed and not icy, and the entire area used by athletes during the competition shall be level.

#### **33.16.3.1 Shooting Lanes.**

The shooting ramp is divided into shooting lanes from which one athlete at a time shall shoot. Every shooting lane shall be at least 2m but not more than 3m wide. The width of the lanes shall be marked on both sides on the shooting ramp from its front edge for a distance of 1.5m to the rear with a red-coloured board sunken into the snow so that it is level with the snow surface. Both sides of each lane shall be marked from the ramp to the targets with flags, posts or similar markings.

which clearly define the lanes, but do not interfere with shooting.  
There shall be a distance of 3m between the outer edge of the left and right lanes and the start of the safety barriers they adjoin. This distance shall be maintained from the ramp to the targets.

#### **33.16.3.2 Shooting Mats.**

For shooting in both the standing and kneeling positions, mats shall be placed at the front part of each shooting lane on the ramp. The mats shall be 150cm x 150cm and 1 or 2cm thick, and shall be made of synthetic or natural fibres with a rough, non-slip surface.

### **33.16.4 Targets.**

There are two main kinds of targets used for Ski-Archery practice and competitions:

- Drop-down targets;
- Targets with paper target faces.

Only drop-down targets shall be used for competition and only targets with paper target faces shall be used for the zeroing of bows. Both paper target faces and drop-down targets may be used for practice.

Only targets which are in conformity with the Material Catalogue (see [Appendix 1-Material Catalogue, 1. Appendix 1-Material Catalogue in Poglavje 33](#)) may be used for World Archery competitions. A shooting range for WASCH, WASYCH and SAWC competitions shall have at least 30 shooting lanes and targets. The targets used for WCH shall have a remote reset capability.

33.16.4.1 The same type of targets shall be used for all athletes in one competition.

#### **33.16.4.2 Target Maintenance.**

Targets shall be well maintained and adjusted, according to the manufacture's instructions.

#### **33.16.4.3 Target Placement.**

The targets shall be set up in a level straight line, parallel to the front edge of the shooting ramp. They shall be level in all directions. The targets shall be placed so that the centre aiming mark of the target is the middle of the width of the lane. The targets shall not deviate sideways more than 1% from the right angle lines of their shooting lanes. The target centre shall be 100cm higher than the surface of the shooting ramp.

#### **33.16.4.4 Target Background and arrow stopper.**

Behind the targets there shall be an arrow proof white net or a similar soft material arrow proof device to stop the arrows which have missed the targets. The height of either the net or any similar device shall be 1m above the upper edge of the target and not less than 2m.

### **33.16.5 Numbering and Markings.**

The shooting points and the corresponding targets shall have the same number, easily visible, and beginning from the right with number 1. At WASCH, WASYCH and SAWC competitions, the shooting lanes shall be numbered on the left and right side at the front edge of the shooting ramp. The numbers at the shooting ramp shall be placed so that they do not obstruct TV coverage of the shooting athletes and shall be 20cm high and 3cm in width. The size of the target numbers is 40cm high with a line width of 4cm and they shall be mounted immediately above the targets.

#### **33.16.5.1 Entrance and Exit Boundaries.**

At the entrance and exit of the range, 10m outward from the left and right hand shooting lanes, there shall be a clear marking. These markings indicate the outer edges of the information prohibition zone of the range.

### **33.16.6 Wind Flags.**

At competitions and official practice, wind flags shall be installed at the side of every third shooting lane, on the target line. The flags shall be placed between the targets, at 1m height.

### **33.16.7 Bows Racks.**

Suitably placed on the range in front of the team staff area, there shall be racks for the spare bows for each participating team during competitions and an adequate number during practice. The racks shall be clearly marked with the names of the participating nations or teams. The racks may be used by teams during competition, practice and zeroing.

### **33.16.8 Video Cameras on Range.**

For WASCH, WASYCH and SAWC competitions, video cameras shall be installed on the shooting range so that the placement and number of cameras totally covers and records all actions of all athletes on the range.

## **33.17 Finish Area**

### **33.17.1 General.**

The finish area begins on the competition trail at the finish line and ends at the start of the finish equipment control point and shall be at least 30m long and 8m wide. The last 50m before the finish line shall be straight and 8m wide. Only officials, finishing athletes and specially authorised TV personnel are permitted in the finish area. In the finish area, the 10m distance immediately after the finish line shall be clearly marked to indicate the zone in which athletes are not permitted to display their bows or skis for advertising.

33.17.1.1 The finish line shall be marked by a sunken red line in the snow at a right angle to the incoming trail.

### **33.17.2 Finish Equipment Control.**

The finish equipment control shall be located so that finishing athletes flow into it and through it, naturally and under control. This is particularly important for relay competitions so that finished athletes do not obstruct the outgoing trail from the hand-over zone. The finish area fencing and placement shall be set up so that athletes have no way of evading the finish equipment control.

### **33.17.3 Media Area.**

Adjacent to the finish area, a fenced-off area (Mixed Zone) has to be established for TV journalists and photographers to have close contact with the athletes for interviews and pictures after they finish.

### **33.17.4 Refreshment Point.**

There shall be a refreshment point after the finish area, its location to be agreed with the TD, to serve drinks and to provide paper tissues and similar necessary services to athletes after they finish. Anything consumable served shall be protected against the introduction of unauthorised foreign substances.

## **33.18 Team Waxing and Warming Cabins**

### **33.18.1 General.**

In or very near the stadium area, there shall be a sufficient number of shelters, permanent buildings or good quality temporary structures (including tents), in which teams may store equipment, wax skis and keep warm.

33.18.1.1 The cabins shall be provided with ventilation (adequate for exhausting wax fumes), lights and electric power outlets, and shall be warmed to at least 20 degrees Celsius.

33.18.1.2 Each team should have its own cabin but combining of more than one team per cabin is allowed if workspace and security requirements permit.

33.18.1.3 Two rooms per team should be provided if possible to prevent breathing of waxing fumes by the athletes. If this is not possible, then a separate warming shelter shall be provided to the athletes.

33.18.1.4 The cabins should be equipped with locking doors and teams are to be provided with keys. If the entrances cannot be locked, the Organiser shall provide security for the cabins. Parking space for teams shall be provided within a reasonable distance of the cabins.

33.18.1.5 A loudspeaker for the public address system should be placed near the cabins.

## **33.19 Competition Equipment and Clothing**

### **33.19.1 General Rules.**

The term 'competition equipment and clothing' includes all of the equipment, competition gear and clothing, which the athlete uses during a competition, including advertising. The definitions and specifications of competition equipment and clothing are regulated by the Material Catalogue (see [Appendix 1-Material Catalogue, 1. Appendix 1-Material Catalogue in Poglavlje 33](#)) and advertising by [Člen 2.2.3. in 1. DEL \(15.01.2022\)](#) to [Člen 2.2.8. in 1. DEL \(15.01.2022\)](#).

### **33.19.2 Inspections of Equipment and Clothing.**

#### **33.19.2.1 General.**

Athletes' equipment and clothing are inspected at the start and finish of a competition. Additionally, a preliminary check is provided before the competition to ensure that no problems occur.

#### **33.19.2.2 Start Equipment Control Inspection.**

Athletes shall report at the start equipment control area not later than 15 minutes prior to their scheduled time to have their skis and bow checked and marked, and their clothing inspected. Athletes whose equipment and clothing do not conform to World Archery regulations shall not be authorised to pass through the Start Equipment Control until the discrepancies

have been corrected. Equipment, bow and clothing which have been inspected and marked at start equipment control shall not be modified in any way prohibited by these Rules or the Material Catalogue.

Team spare bows are to be brought to the equipment control for inspection and marking, and then shall be taken directly to the range and deposited in the spare bow racks, by the end of zeroing – the range staff shall not permit the deposit of bows after this time. To facilitate the inspection of the spare bows the equipment check point shall be opened at least 15 minutes before the start of zeroing.

#### **33.19.2.3 Specific Checks at Start Equipment Control.**

The following checks are made:

- The athlete is wearing his athlete number;
- The bow shall be correctly placed on the back between the shoulders and tightened in such a way that it can neither fall nor slide;
- The draw weight shall comply with the fixed restrictions;
- The arrows shall be correctly fixed to the bow or on the harness;
- Skis and poles are checked for correctness and the skis are marked;
- Clothing and other equipment is inspected for correctness, including advertising;
- Spare bow, if provided, shall be checked before being carried to the shooting range;
- The arrows shall comply with regulations of Material Catalogue;
- The carrying system shall be suitable to give the greatest safety against any possible damage both to the athlete and to the equipment.

#### **33.19.2.4 Marking.**

Marking of equipment is done to prevent unauthorised change of equipment during the competition by using the athlete's start number and colours. Both skis and the bow are marked. In Individual, Sprint, Pursuit and Mass Start competitions, one colour shall be used to mark skis. The marking shall be made with a coloured marker pen or stamp, unique for that competition. In Relay competitions, the skis shall be marked according to the team start numbers and the colours or numbers of the start sequence within the team.

#### **33.19.2.5 Delayed Start.**

Delayed starting times because of late reporting at the equipment control area, or corrections that have to be made to clothing and equipment, shall be the responsibility of the athlete.

The organiser shall provide sufficient staff to ensure correct control times and to prevent delayed starting times of athletes who have reported in time. The early opening of the start equipment control is permitted and encouraged at all competitions in order to avoid time difficulties.

#### **33.19.2.6 Final Check Before Start.**

Between one to two minutes prior to the start, a check shall be made of the athlete by the start assistants in order to ensure the following:

- The athlete is wearing a start number;
- The skis and bow are properly marked;
- Advertising regulations are not being violated.

### **33.19.3 Finish Control.**

After arriving at the finish and in Relay competitions after the hand-over zone, a check shall be made to confirm the following:

- The bow shall be in the required position;
- Athletes have finished with at least one ski marked for them and their marked bow, with the skis and poles in accordance with the Material Catalogue;
- The bow draw weight is the same as stated on the control mark;
- The advertising regulations were not violated.

### **33.19.4 Preliminary Examination of Equipment and Clothing.**

At WASCH, WASYCH, SAWC and ACCH events, the Organising Committee in consultation with the TD shall conduct a preliminary inspection of equipment to confirm that the equipment and clothing to be used by teams is permitted by the rules. The check shall normally be done at least two days before the first competition. The pre-examination does not relieve athletes of the obligation to pass equipment control at the start and finish.

#### **33.19.4.1 Attendance.**

The responsible staff of the Organising Committee shall conduct the examination. Also in attendance shall be the SAIJ for material control. The examination is voluntary but a team representative should attend with clothing or equipment that may be questionable. At the first AWC event of a season, it is mandatory that at least one representative of each team attend the examination.

## 33.20 Practice and Zeroing

### 33.20.1 General.

Athletes and team staff shall be provided with the opportunity and the facilities to prepare for the competition. For that purpose the organiser shall provide Official Practice times, ski testing facilities, the opportunity to zero bows and warm-up for athletes prior to the competition.

#### 33.20.1.1 Exceptions.

In extraordinary circumstances, the Competition Jury may close the entire facility or limit practice on the facility to certain parts and timings.

#### 33.20.1.2 Rights for Practice.

Athletes who have registered for a World Archery event may use the competition facility during the Official Practice. Men and Women may not participate in Official Practice and zeroing for the other gender. All athletes who participate in Official Practice shall wear a practice bib.

#### 33.20.1.3 Type of Practice.

Official Practice is the period of time that the Organiser shall provide for practice on the facility. During Official Practice the facility shall be prepared the same as for the competition. Unofficial Practice is the time that the Organiser allows for practice on the facility other than Official Practice, and the facility does not have to be prepared as for the competition. Organisers should allow as much time as is possible in the event program for Unofficial Practice.

### 33.20.2 Official Practice.

#### 33.20.2.1 General.

At WASCH, WASYCH, SAWC, SACCH and SACC events the competition facility shall be open for inspection and practice (Official Practice) at least once before the first competition, prepared as for the competition and at the same time of day as the competitions. Each subsequent competition should also be preceded by Official Practice unless it is not possible in the event program or due to other circumstances. The TD has the authority to permit mixed training on competition days when this is in the best interests of the athletes and the organisers.

#### 33.20.2.2 Skiing Practice.

The competition course for Official Practice shall be open at the times corresponding to the competition, if possible, and shall be groomed, marked and fenced or barricaded as for the competition.

#### 33.20.2.3 Shooting Practice.

The practice shooting on the day prior to the competition shall be organised at times corresponding to the competition day, if possible. The practice shall begin at the same time as the zeroing time of the competition day, with only paper targets in use and on assigned shooting lanes. After 30 minutes, drop-down targets shall be used and the choice of shooting lanes shall be free, until the end of the practice period. The organisers should also provide some paper targets during the free period, if possible.

### 33.20.3 Warming-up Practice (Zeroing of Bows).

#### 33.20.3.1 Timing and Targets.

Prior to the start of a competition, athletes shall be given the opportunity to adjust (zero) their bows on the range for a period of 45 minutes, which shall begin one hour before and end no later than five minutes before the first start. For the Pursuit, Mass Start and Relay competitions, a shorter time may be used but it shall be at least 30 minutes, and without paper target change. If necessary, Men and Women may both be zeroed prior to the first competition but this shall be done separately.

33.20.3.2 Bow adjustment (zeroing) may take place only on the range and only paper targets shall be used for adjustment (zeroing). If the paper targets have to be changed during zeroing, the time required for the change shall not be deducted from the time allocated for adjustment (zeroing).

#### 33.20.3.3 Allocation of Warming-up Practice (Zeroing) Lanes.

For Individual and Sprint competitions, if possible, each team shall be allocated one warming-up (zeroing) lane on the range. The allocation of lanes shall be determined by random draw conducted under supervision of the TD. For Relay competitions, the team-warming-up (zeroing) lane is the same as the start number. For the Pursuit and Mass Start competitions, the team-warming-up (zeroing) lane shall be the lowest start number of that team, but if a nation has more than four athletes starting, it shall be allocated two adjoining warming-up (zeroing) lanes. One reserve member of each

team is permitted to zero before each competition, including the reserve Relay team member.

#### **33.20.3.4 Placement of Targets with Paper Target faces for Zeroing.**

Every target with paper target faces for Warming-up (zeroing) shall be placed in the middle of two lanes, with the faces at the same level and the same distance as the competition targets.

## **33.21 Warming-up on the Course**

### **33.21.1 General.**

Except at WASCH, the parts of the competition trail directed by the TD may be used for warming-up before and during the competition. The trails may be used only by those athletes who shall start in that particular competition and only in the competition ski direction. The TD shall decide if the course may be used for warm-up prior to the competition, based on circumstances.

#### **33.21.1.1 Other Use of Trails.**

Team support staff and athletes who are not entered to start in the competition may ski on the course up to five minutes before the first start. After this time, they may not ski on the competition trails but may walk along the side of the trails. When skiing on the trails the non entered athletes and team staff members shall wear practice bibs or course armbands respectively.

#### **33.21.1.2 Ski Testing.**

It is forbidden to use the competition trails for the ski testing. Ski testing shall be done in the area assigned for ski testing. In extraordinary circumstances the TD may authorise ski testing on the competition trails. In such a case, electronic measuring devices shall be removed from the trails not later than 10 minutes before start.

## **33.22 Start Regulations**

### **33.22.1 Start types and intervals.**

#### **33.22.1.1 General.**

There are four types of starts: single start, pursuit start, group start and simultaneous start (mass and relay), and two standard start intervals: one minute or 30 seconds. At WASCH, WASYCH, SAWC, SACCH and SACC competitions the following regulations shall apply.

#### **33.22.1.2 Individual competitions.**

For all individual competitions, only single starts shall be made normally with 30 seconds intervals. However, 45 seconds or one-minute intervals are permitted if it is best for the competition. The TD in consultation with the organisers shall decide which start interval is the best for the circumstances. A sufficient number of targets shall be available for the number of athletes if the start interval is 30 seconds.

#### **33.22.1.3 Sprint Competitions.**

For all Sprint competitions either single starts, normally with 30 second intervals, or group start shall be made. Start intervals of 45 seconds or one minute are permitted if it is best for the competition. The TD in consultation with the organisers shall decide which start type or interval is best for the circumstances.

#### **33.22.1.4 Pursuit Competitions.**

In all Pursuit competitions, no start standard interval is used. Athletes start at the exact time listed in the start list as their start time, which is the time- behind- winner of the qualifying competition.

#### **33.22.1.5 Mass Start Competitions.**

Start in the Mass Start competitions shall be made in one single simultaneous start of all the athletes.

#### **33.22.1.6 Relay Competitions.**

Start in Relay competitions shall be made in a simultaneous start of the first athlete of each team. Subsequent starts of the other team members shall be made with a tag by the incoming team member in the Relay hand-over zone.

### **33.22.2 Starting positions and Starts.**

#### **33.22.2.1 Single start with electronic timing.**

*Athletes shall stand as close to the gate as possible and shall pass through the gate at the starting time.*

**33.22.2.2 Single Start with manual timing.**

*If only manual timing is used, athletes shall stand with both feet completely behind the start line and shall cross the line at their starting time.*

**33.22.2.3 Pursuit Start.**

*Athletes shall arrive in the start area at the time directed by the Competition Jury for placement in to the start lanes. They shall then be lined up in the start lanes in their start order, alternating between lanes. Each simultaneous start shall be in a separate lane. Physical control of each start shall be done by an official located at the start line at the end of each lane. The officials shall bar the crossing of the start line by holding their arm horizontally across the end of the lane, and quickly lowering the arm at the exact start time for that lane. Athletes shall start when they are the next in line and when the arm is dropped.*

**33.22.2.4 Relay Start.**

*In the Relay competitions the first starters shall stand in their assigned start tracks with both feet behind the line marking their start row, or behind their track number if no line is marked. They shall cross the line when the designated start signal is given. Subsequent members of a Relay team shall stand in the hand-over zone, according to their start sequence, and shall start when tagged by the incoming team member.*

**33.22.2.5 Group start.**

*In group starts the athlete with the lowest start number of that group shall take track 1, the second lowest number track 2, etc. They shall stand as for the relay simultaneous start and shall start when the designated signal is given. The process is repeated for each group.*

**33.22.2.6 Mass Start Competition Start.**

*The mass Start competition shall start the same as the first starters in the Relay simultaneous start.*

### **33.22.3 Start Signals.**

**33.22.3.1 Single Start - Electronic gate.**

*The start command is given by the electric sound of the start clock - a loud beep, and the visual time of the start clock. The starter shall not touch the athlete.*

**33.22.3.2 Single Start - Manual timing.**

*At single starts without an electronic start gate, the starter shall say "Ready" 10 seconds before the time of start and then count down loudly from five seconds before the start, saying "5 - 4 - 3 - 2 - 1". At the exact start time, he shall give the command "Go". The starter shall not touch the athlete.*

**33.22.3.3 Pursuit Start.**

*The start signal for each Pursuit start is the dropped arm of the lane official.*

**33.22.3.4 Simultaneous and Group starts.**

*In Relay, Mass Start and Sprint competitions with group starts, the start signal shall be given by a shot from the start pistol or another start device, or with a flag. Verbal warning signals shall be given at one minute, 30 seconds and "Ready" prior to the start, with the Start signal given within five seconds after "Ready".*

**33.22.3.5 Start in the Hand-over zone.**

*In Relay competitions, the Relay hand-over shall take place within the hand-over zone in such a way that the arriving athlete touches the body (including torso, arms, legs, hands, feet and head) or the bow of the outgoing athlete with his hand.*

### **33.22.4 Time of Start, Early start, Late start and False start.**

**33.22.4.1 Electronic Start time.**

*In single starts, the electronically recorded time of activating the gate shall be the start time if the athletes activate the gate within three seconds before or three seconds after the start list time. If an athlete starts more than three seconds before the scheduled time, it is an early start. If an athlete starts more than three seconds later than the scheduled time, it is a late start and the time shall begin from the scheduled time of start.*

**33.22.4.2 Manual Start time.**



If only manual timing is used and the start is single, the time of start for individual athletes is the time stated in the start list. If an athlete starts before the start signal, it is an early start. If the athlete starts too late, it is a late start.

#### **33.22.4.3 Pursuit Competition.**

The time of start of each athlete is the time listed in the start list. Early starts shall not be permitted to happen. If a late start occurs, the late athlete shall be directed through the spare passage, and the official at that point shall record the time that the athlete crosses the start line. If the athlete is late by his own or his team's fault, his competition time shall be calculated from his official start time in the start list. If the cause of the delay was 'force majeure' or incorrect or accidental actions by someone outside his team, his competition time and placement in the pursuit shall be calculated from the time recorded by the official.

#### **33.22.4.4 Relay and Mass Start Competitions and Sprint Competitions with group starts.**

The moment of start is at the time of the start signal.

#### **33.22.4.5 Hand-over Zone start time.**

The start time for Relay team member taking over shall be the moment when the incoming team member enters the hand-over zone by crossing the timing line at the beginning of the zone.

#### **33.22.4.6 Early Start – Single.**

If an early start occurs in a Single competition or in the hand-over zone, the starter's assistant shall stop the athlete as quickly as possible after the start line or the hand-over zone and send him back. The athlete shall return to behind the start line or into the hand-over zone in Relay competitions, and start again. If possible, except in a Relay, the athlete shall be restarted at his correct start time through the gate or over the start line in manual. If the correct start time is expired, the time of start reverts to the listed start time. Time thus lost shall count against the athlete. The foregoing does not apply to pursuit competitions.

#### **33.22.4.7 False Start – Mass-start, Group start and in the Hand-over zone.**

If there is a false start during a mass or group start, the assigned SAIJ and officials shall stop the athletes at the end of the set parallel tracks. After a false start, there shall be a new start. If the Relay hand-over occurs before or after (outside) the hand-over zone it is a false start and the procedure shall be repeated within the zone. An athlete or team shall be considered as having not started if they have made an early start and do not return to start again correctly.

#### **33.22.4.8 Late Start.**

If athletes are late at the start, they shall start through the start gate at the first possible opportunity as directed by the starter, without obstructing other athletes.

33.22.4.8.1 If the athlete is late due to his own fault, his start time shall be the one on the start list. If the late start was due to 'force majeure' the Competition Jury shall decide his start time.

### **33.22.5 Start Numbers.**

#### **33.22.5.1 General.**

At WASCH, WASYCH, SAWC, SACCH and SACC Competitions, all athletes shall wear a bib, which has their start number on the front, back, and both sides. Athletes shall also wear their start number on both thighs. Athletes are responsible for ensuring that their start numbers remain attached to the required positions during a competition. The start number and sequence colour worn by an athlete, shall be the number and colour assigned for that athlete for that competition by the competition start list.

#### **33.22.5.2 Numbering.**

At WASCH, WASYCH, SAWC, SACCH Competitions, the set of start numbers for Men, Women, Junior Men and Junior Women for each start shall begin with the number 1 and shall continue in numerical sequence to the last number.

#### **33.22.5.3 Colour.**

The colour of the start number shall clearly contrast against the base colour of the cloth.

#### **33.22.5.4 Sizes of Start Numbers.**

The sizes that shall be used for start numbers in World Archery Competitions are detailed in the Material Catalogue.

#### **33.22.5.5 Start Number Colours by Competitions.**

##### **33.22.5.5.1 Individual, Sprint, Pursuit, Mass start Competitions.**

The start numbers of all athletes shall be the same colour.

### 33.22.5.5.2 Relay Competitions.

The start number colours within the team shall be red for the starting member, green for the second, yellow for the third and blue for the fourth.

## 33.22.6 Weather Conditions.

### 33.22.6.1 Temperature.

Ski-Archery Competitions shall not be started if the air temperature is colder than minus 20 degrees Celsius measured at the coldest part of the site (range or course), 1.5m above ground.

### 33.22.6.2 Wind Chill.

Regardless of temperature, wind chill shall be considered before starting and during the competition. In the case of high wind chill factor, the Competition Jury shall decide whether to start or continue the competition. Changing of the course to be skied may also be done to avoid windy areas.

Wind chill temperature equivalents

Temp °C	Wind speed in km/h									
	10	15	20	25	30	35	40	45	50	
0	-3	-5	-8	-10	-11	-13	-14	-14	-16	-17
-1	-4	-6	-9	-11	-12	-14	-15	-16	-17	-18
-2	-5	-7	-9	-13	-14	-15	-17	-18	-18	-18
-3	-6	-8	-11	-14	-15	-16	-18	-19	-19	-19
-4	-7	-10	-12	-15	-16	-18	-19	-20	-21	-21
-5	-8	-11	-13	-16	-18	-19	-21	-22	-22	-22
-6	-9	-12	-14	-18	-19	-20	-22	-23	-24	-24
-7	-10	-13	-15	-19	-20	-22	-24	-24	-25	-25
-8	-11	-14	-17	-20	-22	-23	-25	-26	-27	-27
-9	-12	-15	-18	-22	-23	-25	-27	-27	-28	-28
-10	-13	-16	-19	-23	-24	-26	-28	-29	-30	-30
-11	-14	-18	-20	-24	-26	-27	-29	-30	-31	-31
-12	-15	-19	-22	-26	-27	-29	-31	-32	-33	-33
-13	-17	-20	-23	-27	-28	-30	-32	-33	-34	-34
-14	-18	-21	-24	-28	-30	-31	-34	-35	-36	-36
-15	-19	-22	-25	-29	-31	-33	-35	-36	-37	-37
-16	-20	-23	-27	-31						

Notes:

1. this is only a guide – the decision to start or not shall be made by the Competition Jury in consultation with the Competition Physician;
2. Top shaded line is the -20 °C equivalent boundary;
3. Bottom shaded area indicates that exposed flesh freezes in one minute (<-27 °C);
4. Wind speed is to be measured at height of 1.5m on the range.

## 33.23 Skiing Regulations

### 33.23.1 General.

#### 33.23.1.1 General Skiing Rules.

Athletes shall ski the entire distance of the stipulated competition course in the correct sequence and direction on skis, carrying their bow and at least the required number of arrows, and following the marked course precisely. They may use no other form of propulsion than skis, poles and their own muscular force.

All skiing techniques are permitted.

33.23.1.2 If an athlete observes that another athlete has an accident, he shall report it to the next checkpoint.

33.23.1.3 If an athlete withdraws from the competition before the finish, he shall inform the first official he meets.

#### 33.23.1.4 Carrying the Bow.

Each athlete shall use a harness to carry the bow in the required position vertically on the back between the shoulders and with the sight window turned towards the back. Each athlete may carry a small repair kit. If the bow is damaged during the competition so that it is not possible to carry it in the required position, it is permitted to carry the bow in the hand to the shooting range and then it shall be immediately exchanged for the team spare bow. All the arrows, included the spare arrows, shall be carried by the athlete himself.

#### 33.23.1.5 Wrong Trail.

If an athlete takes the wrong trail which would result in a time advantage or the wrong sequence, he shall return to the point where he made the wrong turn, along the part of the trail he skied in error. In order to do so, the athlete may have to ski against the correct ski direction and is totally responsible for ensuring that he does not obstruct or endanger other athletes. There is no penalty for having committed the error as long as no time advantage has been gained and there has

*been no interference with other athletes.*

#### **33.23.1.6 Passing and Giving Way.**

*An athlete, who is in position to pass another athlete, and wishes to pass, shall yell "Track". An athlete who is about to be overtaken shall clear the track or trail in front of the passing athlete at the first yell of "Track"; even if the trail is wide enough. However, this obligation does not apply to the last 50m before the finish line and the last 50m before the hand-over zone.*

#### **33.23.1.7 Skiing Penalty Loops.**

*In all competitions in which the shot penalty is the 150m penalty loop, the athletes shall ski the loop once for every missed target immediately after the shooting end.*

#### **33.23.1.8 Responsibility.**

*Athletes are responsible for skiing the required number of penalty loops immediately after the shooting end. It is not permitted to complete penalty loops at a later time.*

#### **33.23.1.9 Penalty Loop Error.**

*If athletes due to a mistake by the organiser or a target malfunction, skis too many penalty loops, the Competition Jury shall decide on an appropriate time allowance. The organiser shall ensure that, in each competition the average penalty loop ski time is recorded, based on at least five athletes.*

#### **33.23.1.10 Skating at Relay, simultaneous and group starts.**

*The use of the skating technique (one or both legs sideways) is prohibited in the tracked portion after the start line in simultaneous or group starts.*

### **33.23.2 Obstruction.**

*It is strictly forbidden to impede other athletes at any time during the competition. This prohibition also includes the dropping of objects on the competition trails or the shooting range in such a way that it obstructs other athletes.*

### **33.23.3 Exchanging Equipment, Repairs, Assistance.**

*Athletes may repair their skiing equipment during a competition, provided they receive no assistance from any person.*

#### **33.23.3.1 Exchange of Skis and Poles.**

*An athlete may exchange one of his skis, but only if it is broken or the binding is damaged. Broken poles and straps may be exchange repeatedly. The replacement skis and poles shall be in conformity with the World Archery Material Catalogue rules.*

#### **33.23.3.2 Glide Performance.**

*The athletes may not change the glide performance of their skis by the application of any substances during a competition.*

#### **33.23.3.3 Refreshments.**

*Athletes may consume refreshments during the competition. The refreshments may be carried by the athletes or be given to them.*

#### **33.23.3.4 Other Assistance.**

*Athletes are not permitted to receive any assistance from any person, other than as stated in these rules.*

## **33.24 Shooting Regulations**

### **33.24.1 General.**

#### **33.24.1.1 Shooting Rules.**

*All shooting during practice and competition takes place at the shooting range only aiming at the target. In a competition, athletes shall shoot after having completed each of the required sections of the course for the competition, except the last which ends at the finish or the Relay hand-over. The shooting specifications for all competitions are detailed in [3.1. Svetovna prvenstva in 2. DEL \(15.01.2022\)](#) and shall apply for shooting at all World Archery Ski Archery competitions.*

## **33.24.2 Specific Rules For Types of Competition.**

### **33.24.2.1 Selection of Shooting Lanes.**

*In Individual and Sprint competitions, the athletes may freely choose shooting lanes. In the Pursuit, Mass Start and Sprint with group start competitions, the athletes shall go sequentially in the shooting lanes starting with lane 1 and taking the lowest available number and then for the Pursuit competition starting again at number 1. In Relay competitions, the shooting lane designated by the team's start number shall be used.*

### **33.24.2.2 Relay Competitions - Spare Arrows.**

*In the Relay competition, each athlete shall shoot the first four arrows and if targets remain standing he shall use the spare arrow (only one for each shooting). All the arrows, including the spare arrows, shall be carried by the athlete himself.*

## **33.24.3 Shooting Position.**

### **33.24.3.1 Kneeling Position.**

*Athletes, while shooting in the kneeling position, shall only place one knee on the ground and the chest should remain upright.*

### **33.24.3.2 Standing Position.**

*Athletes shall shoot from a standing position and without support, with both feet behind a rope or a ribbon marking the shooting line.*

### **33.24.3.3 Disposal of Shot Arrows.**

*The arrows shot by the athlete during the competition remain in the target or on the ground until the end of the competition.*

### **33.24.3.4 No Removal of Skis.**

*It is prohibited to remove one or both skis while shooting, including practice and warming-up (zeroing), or to place any kind of objects under the skis. While shooting in the kneeling position, it is allowed to unfasten one ski only, but the foot shall rest on the ski.*

### **33.24.3.5 Position in Shooting Lane.**

*The athlete shall ensure that no part of his body or equipment protrudes beyond the 1.5m red lines marking the shooting lane, or the extension of those boundaries while shooting.*

### **33.24.3.6 Enforcement.**

*If a Range Official warns an athlete that his shooting position or his position in the shooting lane is not according to the rules, the athlete shall immediately make the correction.*

## **33.24.4 Safety Regulations.**

### **33.24.4.1 General.**

*Shooting is permitted only on the shooting range, during officially authorised timing. It is forbidden to make movements with a bow which might endanger persons, or which may be perceived by others as dangerous. When the range is open for shooting, no 1 is permitted to be in front of the shooting line. Shooting the bow is only allowed in the direction of his targets, not on the ground. At all times, the athlete is responsible for the safety of his actions and bow.*

### **33.24.4.2 Placing an arrow on the bow.**

*An arrow may be placed on the bow only with the arrow pointing in the direction of the targets. When moving from one shooting point to another, the athlete shall first take his arrow from his bow and place the bow on his back in the normal carrying position.*

### **33.24.4.3 Removal of Bow on the Range.**

*An athlete may not remove a strap of his bow carrying harness from his shoulder before he has reached the shooting lane from which he shall shoot. He shall cross the lane marking line with both feet and place both ski poles horizontally on the ground prior to removing his bow from the carrying position.*

## **33.24.5 Damaged Bows and Arrows.**

#### **33.24.5.1 Bow Repair.**

The athletes may repair their bows during a competition all along the course provided they receive no assistance from any person. Only the personal marked spare bow and spare arrows placed on the rack and marked, are permitted on the shooting range.

#### **33.24.5.2 Damaged Bows.**

If a bow needs to be repaired, the athlete may do the repairs himself without any assistance and using only the repair kit carried by himself. If the bow cannot be made functional, it may be exchanged for his personal marked spare bow placed in the rack on the shooting range.

#### **33.24.5.3 Spare Bows.**

A bow, which as been damaged during the competition or malfunctions for technical reasons to such an extent that it cannot be used to continue the competition may be exchanged for a spare bow which has been inspected and marked at the equipment check and deposited in the designated spare bow rack on the range before the competition by the athlete himself. The athlete shall then continue the competition with his marked spare bow.

#### **33.24.5.4 Bow Exchange Procedure.**

To exchange a bow damaged while skiing on the course the athlete himself may ski to his spare bow in the rack on the range, prior to going to the shooting lane, exchange his bow and then continue to his shooting lane. During shooting the athlete shall indicate that his bow needs to be exchanged by raising his hand. When a Range Official responds, the competitor shall point to his bow and say "Bow" and the name of his nation and his personal number, loudly. The Range Official shall get the personal marked spare bow from the designated bow rack and bring it to the athlete.

#### **33.24.5.5 Damaged Arrows.**

An athlete who damages one or more arrows during a competition can replace them from the spare arrows in the rack at the entrance of the shooting range. If the athlete discovers a damaged arrow when on the shooting line, he may obtain replacement arrows from a Range Official by raising his hand and saying "Arrow", the name of the nation and his personal number, loudly. The Range Official who responds shall get the spare arrow from the athlete's personal marked spare arrows placed behind the range and deliver it to the athlete.

#### **33.24.5.6 No Time Adjustment.**

There shall be no time adjustment for repairing or exchanging a bow or obtaining spare arrows.

#### **33.24.5.7 Response by Range Official.**

All Range Officials shall be alert to observe a raised hand by an athlete for spare arrows or bow exchange. The Range Officials shall react with a sense of urgency and move quickly to minimise the time required to bring the arrows or to exchange the bow.

### **33.24.6 Target Errors and Malfunctions.**

#### **33.24.6.1 Target Malfunctions.**

If a target fails to function, the athlete shall be directed to another target.

#### **33.24.6.2 Cross-shooting and Target Hit by Another Athlete.**

If a target on which an athlete is shooting is hit by another shooter, the incorrect shooter shall be stopped immediately. If no target plates have fallen, the correct athlete may continue shooting. If a target plate has been hit, the target shall be reset immediately and the athlete then continues shooting.

33.24.6.2.1 Before such a target reset, the hits and their position shall be recorded. In such a case in the Sprint, Pursuit and Relay competition, the Range Official shall tell the offending athlete how many penalty loops shall be done.

33.24.6.2.2 If an athlete cross shoots onto a target not in his shooting lane, and no other athlete is shooting on that target, he shall be allowed to continue without disturbance. The athlete's hits shall be only those that are on the correct target.

#### **33.24.6.3 Time Adjustment and Responsibility**

In those cases where an athlete loses time due to a target error, which is not his fault or a target malfunction, the Competition Jury shall make an appropriate time adjustment.

#### **33.24.6.4 Own Error.**

If an athlete makes an error such as cross shooting or selecting a target which has been used and not reset, he is responsible and no time adjustment shall be made.

#### **33.24.6.5 Scoring of Shooting.**

*For all shooting in competition, a system of scoring the shooting shall be put in place by the organiser. Each arrow that is shot in a competition shall be observed by three independent persons or methods.*

## **33.25 The Finish, Competition Time and Results**

### **33.25.1 The Finish.**

#### **33.25.1.1 Moment of Finish.**

*Finish is the moment when an athlete's or Team's competition time ends. When electronic timing is used, the finish occurs when the athlete breaks the beam of the electronic sensor at the finish line. When manual timing is used, the finish occurs when the athlete crosses the finish line with one or both feet. In Team competitions the timing is taken from the last member to finish.*

### **33.25.2 The Competition Time.**

*The competition time is the period of elapsed time during the competition on which the placing of an athlete or Relay team in the results of the competition is based. The time always includes any penalties or adjustments imposed or granted by the Competition Jury.*

#### **33.25.2.1 Individual Competitions.**

*In all Individual competitions, the athlete's time is the elapsed time between start and finishing.*

#### **33.25.2.2 Sprint and Pursuit and Mass Start Competitions.**

*In all Sprint, Pursuit and Mass Start competitions the athlete's time is the elapsed time between start and finish. In the Pursuit competition the first athlete to cross the finish line, subject to penalties, shall be declared the winner. This also applies to the rankings of subsequent finishers.*

*33.25.2.3 At WASCH and SAWC in Pursuit competitions if the leading athlete laps an athlete, the overtaken athlete shall withdraw from the competition immediately.*

### **33.25.3 Relay Competitions.**

*In all Relay competitions the competition time of a team member is the elapsed time from the start, or hand-over, to the hand-over or the finish. The total time of a Relay team is the time elapsed between the start of the first member to the finish of the last member. The time of the incoming member stops when he crosses the timing line into the hand-over zone and the time of the outgoing member begins at the same moment.*

#### **33.25.3.1 Placing in Relay Competition.**

*The placing of Relay teams in the results shall be decided by the order of finish of their last athlete, except when the Competition Jury has imposed time penalties or made time adjustments.*

### **33.25.4 Same time – tie.**

*If two or more athletes in an individual or sprint competition have the same competition time, they shall be placed in the results with equal (tie) ranking. There shall be no ties in Pursuit, Mass Start and Relay competition.*

### **33.25.5 Photo finish.**

*At WASCH, WASYCH and SAWC in Pursuit competitions and Relay competition, a photo-finish camera shall be installed at the finish line to record the finish. The camera shall be placed exactly in line with the finish line and in such a position that the camera sees the entire finish line. If the photo-finish record is required to decide the order of finish, the order in the record shall determine the placing. The decision shall be based on the first part of the first foot crossing the finish line. The SAIJ Start/Finish shall be the photo-finish Judge and decide the finish order based on the photo-finish record. Photo finish is not mandatory at SACCH or SACC competitions but may be used.*

#### **33.25.5.1 Finish Video Camera.**

*At all World Archery events a video camera shall be installed at the finish in such a way that it shall record the start numbers of athletes as they cross the finish line.*

### **33.25.6 Intermediate Time.**

*At WASCH, WASYCH and SAWC competitions, timings after each end of shooting shall be available to the electronic information board, the media and teams. An intermediate timing line shall be set after the penalty loop and the timing of each athlete shall be*

recorded at the line after each end of shooting.

## 33.26 **Timing Systems**

### 33.26.1 **Requirements.**

Competition time shall be measured electronically, backed by manual timing. Manual timing is used only if the electronic system fails during the competition. Specifications of timing equipment are given in [Appendix 1-Material Catalogue. 1. Appendix 1-Material Catalogue in Poglavje 33.](#)

### 33.26.2 **Units of Measure.**

Electronically and manually measured competition times shall be registered by 1/10 of a second (0.1).

## 33.27 **The Competition Results**

### 33.27.1 **General.**

Results are the record of the performance of the athletes or teams in a competition. The organisers are responsible for producing and distributing the results on paper. At SAWCH, SAJWCH and SAWC competitions English shall be used in the results, however more than one language may be used in the same results. Interim and final results shall include the following information:

- Name and location of the event;
- Type, time and date of the competition;
- Course and weather data;
- Names of the competition Jury members;
- Signature of the TD;
- Number of entered athletes and total ranked;
- Number of those who did not start and did not finish;
- Notes about imposed penalties;
- Columns for:
  - Placing, in ranking order from first to last;
  - Start numbers;
  - Last and first names of the athletes;
  - Nation or team;
  - Shot penalties by bout;
  - Ski times to 1/10 (0.1) second;
  - Total time and team time (in Relay);
  - Time behind;
  - World Cup points (when appropriate). For the Pursuit competition the times shown shall be the qualification competition results by actual clock time of the start for the winner followed by the time behind for the remainder.

#### 33.27.1.1 **Ties.**

If there is a tied placing (equal competition time), the tied athletes shall be given equal ranking in the results; however, there shall be no next placing in the results.

### 33.27.2 **Types of Results.**

There are three types of results: Intermediate, Interim and Final.

#### 33.27.2.1 **Intermediate.**

Intermediate Results reflect the competition situation during the competition and are for information only. They shall be displayed on the scoreboard and announced by the public announcer.

#### 33.27.2.2 **Interim Results.**

Interim results are the first official record of the competition produced by the organiser after the last finish. Interim results are subject to appeal and shall be published and posted at the finish area and competition office as soon as possible after the finish of the last athlete. The time posting of the Interim results shall be marked on the Interim results and shall be signed by the TD.

#### 33.27.2.3 **Final Results.**

The Final results are the final record of the competition and shall be published immediately after the deadline for appeals has passed, or as soon as the Competition Jury has made its decisions on appeals that were submitted.

## 33.28 Appeals

### 33.28.1 General.

Appeals shall be submitted in writing to the Competition Secretary, for the Jury of Appeal and shall be accompanied by a fee of 50 USD, or host nation equivalent. If the appeal is upheld, the money shall be paid back. If the appeal is rejected, the money shall go to World Archery.

### 33.28.2 Appeals Types and Conditions.

#### 33.28.2.1 Eligibility Appeals.

Appeals concerning the eligibility of an athlete may be submitted at any time up to the end of the appeal time for the competition in question.

#### 33.28.2.2 Appeals During and After Competitions.

Appeals concerning violation of rules by athletes and team staffs, mistakes made by officials, competition conditions and the Interim Results shall be submitted in the time period between the start of the competition to 15 minutes after the posting of the Interim Results. A clear announcement shall be made by the organiser immediately after the posting of the Interim Results to inform everyone that they have been posted.

#### 33.28.2.3 Repetition and Annulment.

If the examination of an appeal reveals circumstances that are so serious that they make the sporting value of the competition doubtful, or if the Competition Jury from its own observation comes to the same conclusion, the Competition Jury may decide to repeat the competition or to annul the competition without repetition.

## 33.29 Penalties

33.29.1 Athletes are subject to penalties.

### 33.29.2 Kinds of Penalties.

Penalties that may be imposed are:

#### 33.29.2.1 Reprimands.

A reprimand shall be imposed in case of:

- Jeopardizing or defaming the honour or reputation of World Archery or its interests;
- Insulting World Archery, its organs, its members, its members' organisations and organs or guests of World Archery;
- Violations of rules for which there is not an expressly stated more severe penalty.

#### 33.29.2.2 Start Prohibition.

An athlete or team shall be prohibited from starting for:

- Appearing for start with equipment or clothing not in accordance with the World Archery Material Catalogue or advertising not in accordance with [Člen 2.2.3. in 1. DEL \(15.01.2022\)](#) to [Člen 2.2.8. in 1. DEL \(15.01.2022\)](#);
- Appearing for start with the wrong start number, or no start number, due to a mistake made by the athlete or his team;
- Violating the rules regarding official practice, zeroing, warm-up and ski testing.

The prohibition applies for the competition in which the violation occurred, or the next competition, as applicable.

#### 33.29.2.3 One Minute Penalty per mistake in all individual competitions.

A time penalty of one minute shall be imposed on athletes for:

- Not giving way at the first request by an overtaking athlete;
- Committing a very minor violation of the principles of fair play or the requirements of sportsmanship.

#### 33.29.2.4 Two Minutes Penalty.

A time penalty of two minutes shall be imposed on athletes or teams for:

- Every penalty loop, as the result of shot-penalties, not done immediately after each kneeling or standing shooting by an athlete or a team's shooting member;
- Using the skating technique (one or both legs sideways) in the Relay competition in the prepared start tracks after the start line;
- Every arrow not shot if the athlete recommences skiing before he has shot all four arrows in an Individual, Sprint, Pursuit and Mass Start competition and all five arrows in a Relay competition, having not hit all targets;
- For every arrow shooting in the ground;



- *Committing a minor violation of the principles of fair play or the requirements of sportsmanship.*

#### **33.29.2.5 Disqualification.**

*An athlete or team shall be disqualified for:*

- *Taking part in a competition for which he or she is not eligible;*
- *Receiving prohibited assistance from his team staff or a non-competing athlete of his team;*
- *Using equipment, bow or clothing not in conformity with World Archery Rules, including carrying unauthorised advertising in a World Archery event or competition;*
- *Avoiding start or finish controls;*
- *Taking part in a competition with skis or bow not properly marked;*
- *Modifying equipment, bow or clothing which has been inspected and marked at start control, in a prohibited way;*
- *Participation in a competition with a start number or start number sequence colour which has not been assigned to him by the competition start list, deliberately or due to a mistake by him or his team;*
- *Deviating from the marked trail, or skiing a wrong trail, thus gaining a time advantage for himself or his team, or skiing the course loops in a wrong sequence or in the wrong direction;*
- *Using means of propulsion other than skis, poles and one's own muscular force;*
- *Not carrying his bow while skiing during the competition, and for not carrying the bow on the course, when it is not damaged, in the correct way;*
- *Returning to the track, after the shooting, without replacing the bow between the shoulders in the correct manner;*
- *Hindering another athlete on the course or at the shooting range by serious obstruction;*
- *Exchanging both skis during the competition;*
- *Accepting unauthorised assistance from any person when repairing equipment;*
- *For applying any substances during a competition intended to change the glide performance of the skis;*
- *Shooting more than the permitted number of arrows in any shooting end in Individual, Sprint, Pursuit and Relay competitions;*
- *Remaining in an incorrect shooting position or incorrect position in the shooting lane after having been warned;*
- *Not drawing the bow in the direction of the target;*
- *Shooting an arrow in a direction that may create a hazard, shooting without aiming at the target;*
- *Violation of any other shooting safety regulation;*
- *Not following the shooting sequence specified for that competition;*
- *Using an arrow of a length different from the recorded length;*
- *Committing a serious violation of the principles of fair play or the requirement of sportsmanship.*

#### **33.29.2.6 Suspension.**

*In case of a blood test (one hour before the competition start) showing haemoglobin values exceeding 17.0 mg/ml for male athletes and 16.0 mg/ml for female athletes, the athletes in question shall be suspended for health reasons with immediate effect from the respective competition for a period until a blood-re-test shows haemoglobin values below 17.0 mg/ml for male and 16.0 mg/ml for female athletes.*

*A blood re-control can be performed not earlier than five days after the initial blood control showing exceeded haemoglobin values. A blood re-control shall take place at the latest before the next event, in the case that the period between the initial blood control showing exceeded values and the next event is more than five days long.*

#### **33.29.2.7 Refusal of Blood Test or Doping Control.**

*Athletes, who have been selected for blood test, doping control or gender verification, and refusing to do so shall be treated in such a way as if evidence of exceeded haemoglobin values in the blood, doping, or of wrong gender had been established. In these cases culpability is legally assumed.*

## **33.30 Disciplinary Measures**

- 33.30.1** *Coaches, trainers, officials and staff of World Archery and its Member Associations, individual members of World Archery and members of competition committees are subject to disciplinary measures.*

## **33.31 Prohibitions and Sanctions for Non-Competing Persons**

### **33.31.1 General.**

*Unfair assistance or assistance not allowed by these Rules to athletes during a competition is prohibited.*

### **33.31.2 Specific Prohibitions.**

#### **33.31.2.1 On the Shooting Range.**

*It is forbidden for any persons to give athletes any oral or visual information, advice, information by radio or any other communication method on the range including 10m to the left and right of the range. This does not apply to the general*

expressions of applause or disappointment by the spectators.

The area of the range shall be marked by clearly visible markings, 10m from the left and right of the shooting lanes.

#### 33.31.2.2 **On the Course.**

Pacing - that is, running or skiing in front, beside or behind athletes is forbidden. It is permitted to run without skis up to 50m beside athletes to give competition information or to offer beverages. It is forbidden to touch athletes in such a way as to assist their propulsion or to obstruct other athletes.

Assistance to athletes to change the glide performance of their skis is prohibited during the competition.

In the area 100m before and to 100m after the range, in the hand-over zone and in the last 100m before the finish, running beside athletes is forbidden.

#### 33.31.2.3 **Sanctions.**

Spectators and other persons shall be clearly informed of these rules by the official announcer before the beginning of the competition and warned that a violation of these rules may lead to spectators being removed from the area of the competition by the Organising Committee.

## 33.32 **Abbreviations**

33.32.1 Abbreviations of words and terms used in these Rules are defined as follows:

SACC - Ski-Archery Continental Cup

SACCH - Ski-Archery Continental Championship

SAWC - Ski-Archery World Cup

WASCH - World Archery Ski Championship

WASYCH - World Archery Ski Youth Championship

CJ - Competition Jury SAIJ (s) - Ski-Archery International Judges

K - Kneeling

MA - Member Association

S - Standing

TD - Technical Delegate

## Appendix 1

### Material Catalogue

#### 1.1 **General**

##### 1.1.1 **Purpose**

The purpose of the World Archery Material Catalogue is to regulate all aspect of World Archery Ski-Archery competition related material. Only the approved material can be used.

##### 1.1.2 **Types of Material.**

The term material is sub-divided into two major categories:  
Competition equipment and Organisation equipment.

##### 1.1.2.1 **Competition Equipment.**

Competition equipment refers to all items that an athlete wears or carries for a competition and official or unofficial practice during an event. Competition equipment includes e.g. skis, poles, bindings, boots, bow, arrows, harness, clothing; and accessory equipment such as gloves, goggles and earmuffs.

##### 1.1.2.2 **Organisation Equipment.**

Organisation equipment consist of all the other material that is required to conduct a World Archery Ski-Archery competition or practice during an event, that is not worn or carried by the athlete. Examples of organisation equipment are: targets, timing equipment, mats, wind flags, signage and equipment measuring devices.

##### 1.1.3 **General Prohibitions.**

In principle all material is prohibited which:

- Affects the natural movements of feet and arms during push-off action or those that enhance it (such as spring devices or other mechanism in skis, poles, bindings or boots).
- Makes use of sources of energy not originating from the athlete such as artificial heating devices, chemical energy suppliers, electrical batteries, mechanical aids etc.

- Affects the external conditions for the competition to the detriment of other athletes, such as changing the track or snow conditions.
- Increases the risk factor for injury of athletes and other persons who are authorised to be present on the competition facility, when used normally.

## 1.2 Material Specifications

### 1.2.1 Competition Equipment

#### 1.2.1.1 Competition Skis.

Competition skis shall have the following characteristics:

- Ski length: minimum length is the height of athlete minus 4cm; no maximum limit;
- Ski width: minimum 40mm, maximum no limit;
- Ski tip section: minimum width of the ski tip area is 30mm;
- Curvature: measured under binding, minimum from ground shall be 20mm; maximum from ground shall be 35mm;
- Ski tail section: when the unweighted ski is placed on a flat surface, the height of the ski tail from the surface shall not exceed 3cm;
- Weight: the total weight of a pair of skis shall be at least 750 grams;
- Type of construction: no limit;
- Shaping: both skis shall have the same type of construction, so that there is no difference between the left and the right ski. There is no restriction on the types of lamination construction used. There are no limitations on rigidity in any dimension;
- Gliding surface: the entire length of the running surface can either be smooth or slightly grooved in the longitudinal direction. Except for the guiding grooves, the entire length and width of the running surface shall be flat. Engraved or impressed climbing aids such as scales or steps are permitted. Devices that are activated by other than the athlete's own muscular power are not permitted;
- Top surface: no limitations;
- Edges: the sidewalls may not be angled as they extend upwards so that the ski base becomes narrower than the upper surface (wedge form not allowed);
- Stress properties: no limitations;
- Ski bindings: no restrictions on the type of material used or its make;
- Competition ski boots: no restrictions on the type of material used or its make.

#### 1.2.1.2 Competition Ski Poles.

##### 1.2.1.2.1 Use of the Poles.

In the competition, athletes shall use two poles of equal length, one in each hand.

##### 1.2.1.2.2 Specifications.

- The maximum length of the poles shall not be longer than the athletes body height, measured by placing the pole tip on the ski in front of the binding;
- The pole shall have a fixed length: the shaft shall not be telescoping or variable length;
- The pole shall not have any energy source to improve push, such as springs or other mechanical devices;
- There is no upper or lower weight limit for poles;
- The poles may be asymmetrical: there can be a distinct right and left hand pole;
- The pole shall not cause changes to the competition conditions such as changes to track or snow conditions;
- The handgrip shall be permanently fastened to the shaft. There are no restrictions concerning its geometry, construction or material;
- The strap shall be connected to the handgrip or the shaft. It can be adjustable both in length and width. There are no restrictions on materials;
- There is no limitation on the shape or material of the shaft, or on the mass distribution;
- Exchangeable baskets with different geometric features and materials to match different snow characteristics are allowed;
- The tip may be connected at any angle to the shaft. One or more tips are allowed. There are no restrictions on materials.

#### 1.2.1.3 Clothing.

- Advertising on the competition clothing shall be in accordance with the current World Archery regulation.
- No adhesive material, such as textile texture, wax, resin, glue or extra stitching (except for fastening or padding) is allowed on the outside of the clothing.

#### **1.2.1.4 Bow.**

1.2.1.4.1 The Recurve bow is a tool consisting of a stiff central part and two peripheral flexible parts ending in a tip with a string nock. The bow shall be of a simple design, either take-apart (with wooden or metal riser) or of one-piece construction. The bow is braced for use by a single string attached directly between the two string nocks only, and in operation is held in one hand by its handle (grip) while the fingers of the other hand draw, hold back and release the string. Multi-coloured bow risers and trademarks located on the inside of the upper limb are permitted. The draw weight shall not exceed 35lbs.

#### **1.2.1.4.2 Draw weight measurement.**

The arrow is marked 1.5" (3.8cm) back from the point with a black mark. Then the bow is drawn with a bow scale until the black mark touches the centre of the cushion plunger. The checked weight is recorded. The arrow length to be recorded is measured from the inside of the nock to the end of the point (full length).

#### **1.2.1.5 The Bowstring**

A bowstring of any number of strands of the material chosen for the purpose with a centre serving to accommodate the drawing fingers, a nocking point to which may be added serving(s) to fit the arrow nock as necessary, and to locate this point one or two nock locators may be positioned, and at each end of the bowstring a loop to be placed in the string nocks of the bow when braced. In addition one attachment is permitted on the string to serve as a lip or nose mark. The serving on the string shall not end within the archer's vision at full draw. It is possible to use a peep-hole in addition.

#### **1.2.1.6 The Arrowrest.**

An arrow rest, which can be adjustable, any moveable Pressure Button, Pressure Point or Arrowplate may all be used on the bow provided they are not electric or electronic and do not offer any additional aid in aiming. The Pressure Point shall be placed no further than 4cm back (inside) from the throat of the handle (pivot point) of the bow.

#### **1.2.1.7 Draw Check Device.**

A draw check device, audible or visual, other than electric or electronic, may be used.

#### **1.2.1.8 Bowsight.**

A bowsight for aiming is permitted, but at no time may more than one such device be used. A bow sight attached to the bow for the purpose of aiming, which may allow for windage adjustment as well as elevation setting is subject to the following provisions:

- It shall not incorporate a prism or lens or any other magnifying device, levelling or electric or electronic devices nor shall it provide for more than one sighting point;
- A bow sight extension is permitted;
- A plate or tape with distance marking may be mounted on the bow as a guide for marking, but shall not in any way offer any additional aid;
- If the bow sight is attached to the bow riser, no screws may project into the bow window;

1.2.1.8.1 Bow sight, counter-weights or stabilisers are permitted provided that they do not project more than 5cm from the most forward point of the back face of the bow.

1.2.1.8.2 The maximum horizontal projection of bow equipment is 5cm to permit the use of a cushion plunger and a bowsight.

#### **1.2.1.9 Arrows.**

An arrow consists of a shaft with head (point), nock, fletching and if desired, cresting. The arrows of each athlete shall be marked on the shaft with the athlete's name or initials, and all arrows used by any athlete shall carry the same pattern and colour(s) of fletching, nocks and cresting, if any.

Only fully aluminium arrows are allowed. When shooting at dropping targets, the arrows shall have points that are hemispherical, the diameter of the points may be the same or up to 5% larger than the diameter of the arrow shaft. All arrows of a competitor are of the same length.

#### **1.2.1.10 Finger Protection.**

Finger protection in the form of finger stalls or tips, gloves, shooting tab or tape (plaster) to draw, hold back and release the string is permitted, provided they do not incorporate any device that shall assist the athlete to hold, draw and release the string. A separator between the fingers to prevent pinching the arrow may be used. An anchor plate or similar device attached to the finger protection (tab) for the purpose of anchoring is permitted. On the bow hand an ordinary glove, mitten or similar item may be worn but shall not be attached to the grip.

### 1.2.1.11 Carrying Harness.

There are three permitted ways to carry the bow and the arrows:

- Straps attached directly to the bow and with a container of the arrows attached to the bow. The bow shall be carried with the sight window turned toward the back of the athlete;
- A soft harness which shall firmly keep the bow in such a way that it can not slip off even in case of a fall, with a container of the arrows attached to the bow. The bow shall be carried with the sight window turned toward the back of the athlete;
- A stiff harness which shall firmly keep the bow in such a way that it can not slip off even in case of a fall, with a container of the arrows which can be attached either to the bow or to the harness. The bow can be slipped into the harness at the discretion of the athlete.

The three carrying methods shall comply with the rules and allow carrying the bow vertically on the back, between the shoulders, in such a way that the lower end of the bow does not exceed half the distance between the centre of the knee and the rotation axis of the thigh-bone.

## 1.2.2 Organisation Equipment

### 1.2.2.1 Targets.

#### 1.2.2.1.1 Types of Targets and General Specifications.

There are two main types of targets used for Ski-Archery competitions and practice:

- Targets with paper target faces and
- Drop-down targets.

The colour of the faces shall be black with a white spot.

The 'hit' zone is of 16cm in diameter.

The shape and dimensions for both targets are shown in the following diagram:

(see image 2: Ski-Archery) measured in cm.

The height of the centre of the target/target face shall be 1m above the level of the shooting line. The release device of the dropping face shall allow the fall of the face when hit on its lower end by a force of 1.10kg (calculated on the basis of an arrow weight of 18g and a speed of 130km/h).

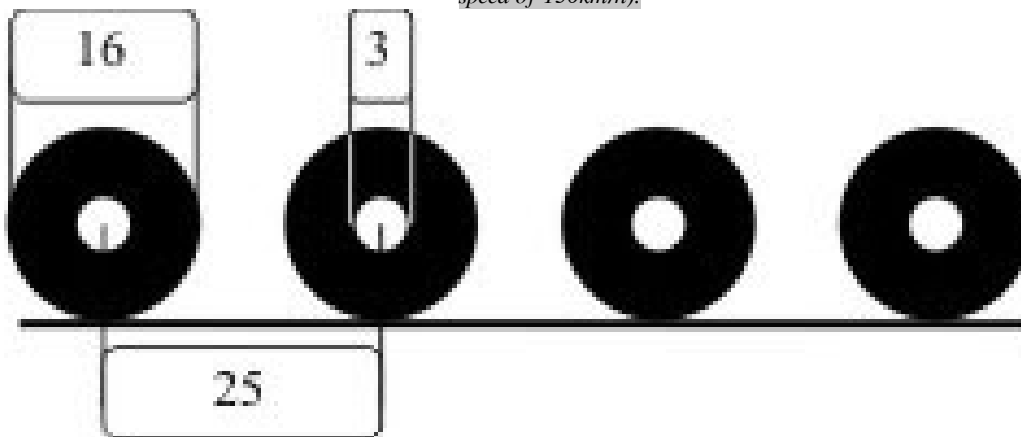


Image 2: Ski-Archery

#### 1.2.2.1.1.1 Targets with paper target faces.

The paper target faces shall be fixed to a soft support (target butt) fit for stopping the arrows. The faces shall be arranged as mentioned above. Behind the targets there shall be placed a white net or a similar device to stop the arrows that have missed the target. The height of the net and of any similar device shall be 1m above the top of the target but at least 2m high.

#### 1.2.2.1.1.2 Drop-down Targets.

- The drop-down targets are made up of fold-away elements made of material that does not cause any damage to the arrows;
- The working mechanics shall be made in such a way that they cannot be damaged by the hit of the arrows;
- They shall have a reset system that can be operated from the shooting line;
- Any part of the target or its support likely to damage an arrow shall be covered. The protective devices shall be made of material that prevents the penetration and breaking of the arrows;
- The entire target frame, except the drop-down faces, shall be white.

#### 1.2.2.2 **Start Numbers.**

Start number pullover bibs shall be used. The other two numbers shall be placed on both thighs.

#### 1.2.2.3 **Timing Equipment.**

For WASCH, WASYCH and SAWC competition computer driven, electronic timing equipment shall be used. The equipment shall have an electric or electronic sensor at the start and the finish. Additionally the timing equipment system shall be able to receive and process manually or automatically activated intermediate time signals.

For manual timing good quality professional stopwatches or manually activated electrical timing devices shall be used.

## Appendix 2

# Tasks and Responsibilities of Ski-Archery International Judges

## 2.1 Ski-Archery International Judges' Tasks

### 2.1.1 **Prior to the competitions.**

SAIJs shall arrive at the event site in time to prepare prior to the first official practice. On arrival they shall announce their presence to the chairperson of the Tournament Judge Commission and the TD. They attend the Team Managers meeting. Also they shall contact the Organising Committee concerning their area of responsibility.

### 2.1.2 **During the competitions.**

To prepare and control each competition, the SAIJs shall:

- Stay in their areas to supervise all activities to ensure the correct and orderly conduct of the part of the competition which is their responsibility;
- Intervene to stop an error from being made;
- Assist and advise the organising officials if requested;
- Ensure all safety precautions are being carried out;
- Report to the chairperson of the Tournament Judges Commission when significant activities occur such as the first and the last start, the first and last athlete on the shooting range, first finish, etc., and if anything unusual occurs such as an injury, etc.;
- Observe violations of the rules and report them to the chairperson of the Tournament Judge Commission;
- Carry out any other tasks as directed by the chairperson of the Tournament Judge Commission or the TD.

### 2.1.3 **After the competitions.**

At the end of each competition the SAIJs shall:

- Report to the chairperson of the Judges Commission that all is clear for their area or report the problems which have occurred and have not been previously reported: these reports shall be made immediately when it is possible in order to assist the speedy posting of Interim Results and the conduct of the unofficial awards ceremony;
- Report to the Competition Jury about the circumstances of penalties, when so directed;
- Hold a short evaluation meeting about the competition for the chief and supervisor of the area.

## 2.2 Ski-Archery International Judges' Responsibilities

### 2.2.1 **General.**

SAIJs are directed by the chairperson of the Tournament Judge Commission concerning the appropriate preparations and the correct and orderly conduct of competitions in their areas of responsibility. The chairperson of the Tournament Judge Commission is the liaison between the SAIJs, the TD and the Organising Committee. He is responsible for all the necessary information from the Judges reaching the TD and the Organising Committee. SAIJs are not in charge of the conduct of activities in their areas, but are responsible to ensure that all operations are carried out correctly. The primary relationships for SAIJs within the Organising Committee is mentioned in brackets for each area of responsibility.

### 2.2.2 **Specific areas of responsibility:**

#### 2.2.2.1 **Course control (SAIJ ? Chief of Course):**

All course matters including configurations of loops, technical specifications, grooming, signage and fencing, control and control points, access control, TV zones layout and enforcement, forerunners, communication, safety and first aid arrangements.

**2.2.2.2 Range Control (SAIJ ? Chief of Range):**

*All range matters including layout and configurations, specifications, targets and their operations, penalty loop, coaches enclosure, signage and numberings, lane markings, wind flags, bow racks, grooming, scoring, control procedures, communication and safety.*

**2.2.2.3 Start/Finish Control (SAIJ ? Chief of Timing):**

*All start/finish area matters and timing system including layout, configurations, specifications, relay hand-over zone, start clock and course sequence board, photo-finish camera when appropriate, arrangements for athletes' clothing, grooming, signage and fencing, traffic flow and control, start and finish procedures, communication, timing procedures and equipment, and safety.*

**2.2.2.4 Material Control (SAIJ ? Timing Equipment and Material Control Supervisor):**

*All material control matters including timing, control equipment, preliminary examination of equipment, start and finish control, layouts in consultation with Start/Finish SAIJ, control procedures, traffic flow and control, communication and safety.*

# Poglavje 34

## Run-Archery (Pravila niso prevedena)

### 34.1 General

There is a summary table with all Run Archery formats in Article 34.1.4. Below are descriptions of each format.

#### 34.1.1 Introduction

Run Archery combines cross-country running and archery.

In principle, all World Archery Rules apply, unless other regulations are detailed in this Chapter.

#### 34.1.2 Shooting material

##### 34.1.2.1 Bows:

- Compound bows are forbidden;
- Every other type of bow as defined in World Archery rules for Indoor, Outdoor, Field or 3D disciplines are permitted;
- The use of a release is forbidden.

##### 34.1.2.2 Bow equipment:

- accessories are allowed, as long as they do not extend more than 10 cm from the front side of the bow and are the same as the equipment for a recurve bow for shooting outdoors;
- The back harness fastened to the bow is allowed and is the only authorized accessory exceeding 10 centimetres.

##### 34.1.2.3 There are three ways to carry the bow: by hand, in a back bow-quiver, or with a harness. In the case of harness the following shall apply:

- Straps attached directly to the bow and with a container of the arrows attached to the bow. The bow shall be carried with the sight window turned toward the back of the athlete;
- A soft harness which shall firmly keep the bow in such a way that it cannot slip off even in case of a fall, with a container of the arrows attached to the bow. The bow shall be carried with the sight window turned toward the back of the archer;
- A stiff harness which shall firmly keep the bow in such a way that it cannot slip off even in case of a fall, with a container of the arrows which can be attached either to the bow or to the harness. The bow can be slipped into the harness at the discretion of the athlete.

##### 34.1.2.4 Harness or bow quiver.

When an athlete uses a harness or a bow quiver, the bow must be carried on the back during all the running. In case of equipment failure on the harness, the harness must be repaired and used, or removed from the bow before the athlete runs while holding the bow.

##### 34.1.2.5 Athlete's equipment:

- The permitted protections for the athlete are the same as for the other disciplines of World Archery A (chest guard, finger protection).
- back quiver is allowed, as long as the arrows are protected when the athlete is running through the course.
- When running, the full equipment when carried on the back (bow, harness, quivers, arrows) shall not exceed the width of the athlete's shoulders.

##### 34.1.2.6 Permitted clothing (including ceremonies):

- running shoes;
- running clothes which are adjusted to the weather conditions, including shorts and tank tops;
- advertising is allowed within the limits prescribed by the general rules of World Archery;
- in all competition zones it is strictly forbidden to have a naked upper body.

#### 34.1.3 Classes of archers

##### 34.1.3.1 The recognised classes are the following (based on World Archery age classes)

- Cadet Women; Cadet Men;
- Junior Women; Junior Men;
- Women; Men;
- Master Women; Master Men.

A possible combination of age classes is possible depending of the number of participants, except for continental and international events which follows World Archery rules.



### **34.1.4 Competition formats**

*The athletes go through several run loops and after each loop, they shoot an end of 4 arrows. Every arrow which misses the target causes a penalty loop for the athlete which he has to complete before entering the following run loop in the normal course of competition.*

*(see image 3: Run Archery format summary)*

Competition	Categories	Standard start	Run loop length		Penalty loop length	Shootings	
			Length	Number		Position	Arrows
INDIVIDUAL 4K	- C+J M - Men - Masters M - C + J W - Women - Master W	Single 30 s	1000 m	4	150 m	1 <sup>st</sup> : Standing 2 <sup>nd</sup> : Knee 3 <sup>rd</sup> : Standing	4 4 4
INDIVIDUAL SPRINT	- C+J M - Men - Masters M - C + J W - Women - Master W	Qualif: Single 30 s Finals: Simultaneous	400 m	3	60 m	1 <sup>st</sup> : Standing 2 <sup>nd</sup> : Knee	4 + 2 spare 4 + 2 spare
TEAM SPRINT	- 3 M Team - 3 W Team	Simultaneous and Tag. Next athlete after Penalty loops	400 m	3x 1 (1 each)	60 m	1 <sup>st</sup> : Standing	4 + 2 spare
						2 <sup>nd</sup> : Knee	4 + 2 spare
						3 <sup>rd</sup> : Standing	4 + 2 spare
MIXED TEAM SPRINT	1 M + 1 W team	Simultaneous and Tag. Next archer after Penalty loops	400 m	W: 1 M: 1	60 m	W: Standing	4 + 2 spare
						M: Knee	4 + 2 spare
TEAM DOUBLE SPRINT	- 3 M Team - 3 W Team	Simultaneous and Tag. Next athlete after Penalty loops	400 m	3x 2 (2 each)	60 m	1 <sup>st</sup> athlete. Standing	4 + 2 spare
						1 <sup>st</sup> athlete. Knee	4 + 2 spare
						2 <sup>nd</sup> athlete. Standing	4 + 2 spare
						2 <sup>nd</sup> athlete. Knee	4 + 2 spare
						3 <sup>rd</sup> athlete. Standing	4 + 2 spare
3 <sup>rd</sup> athlete. Knee	4 + 2 spare						
MIXED TEAM DOUBLE SPRINT	1 M + 1 W team	Simultaneous and Tag. Next athlete after Penalty loops	400 m	W: 2 M: 2	60 m	W: Standing	4 + 2 spare
						W: Knee	4 + 2 spare
						M: Standing	4 + 2 spare
						M: Knee	4 + 2 spare

Image 3: Run Archery format summary

### 34.1.5 The shooting

Shooting takes place on 18 metres on drop-down targets or on targets with paper target faces. The shooting zone to hit (1 per arrow) is circular with a diameter of 16 centimetres.

The movement of the drop down-target indicates that the athlete has hit the target.

All arrows (including the spare arrows if any) shall be shot until all of the targets assigned to the athlete are hit. If this is not the case, the athlete concerned will get a penalty.

### 34.1.6 The run loop

The athlete must carry the bow either in the hands or in a harness.

The arrows:

- have to be placed either in a back quiver or in the harness,
- or have to be placed at the entry of the shooting zone into cones, tubes or the quiver of the athlete.

Belt or hip quivers are forbidden.

### 34.1.7 Results

The results for each stage of the competition is the period of elapsed time between the crossing of the start line and the crossing of the finish line

- by the athlete in individual competitions and sprint 3x400.
- by the first team member (start) and the last team member (finish) for team competitions.

### 34.1.8 Equipment control before the start

Before the beginning of the competition, the athletes shall present their equipment to the judges, and the judges shall control:

- that the equipment conforms to the rules (including a possible spare bow)

- the carrying system (harness, quiver)
- clothing
- wearing of the start number

### 34.1.9 Judging procedures and results monitoring

The judging and the control of shooting, running and timing is effectuated by several officials:

- judges
  - 1 chairperson of judges with the help of
    - 1 shooting judge who is responsible for the shooting range
    - 1 running judge who is responsible for the control of the running range
- the race officials who are responsible for the orientation of the athletes at the entrance and exit of the shooting range (in the direction of the targets, in the direction of the penalty loop, in the direction of the finish)
- the spotters who are responsible for the verification of the hit targets, the transmission of the information to the race officials and for putting the drop-down targets in place again
- the timekeepers who are responsible for the time measurement of the athletes

## 34.2 Technical specifications and regulations

### 34.2.1 Set-up of the competition facility

34.2.1.1 The competition facility is the site on which the Run Archery competition and practice are conducted. The site must be technically suitable and must offer the best possible viewing for the spectators.

34.2.1.2 The start and finish areas, the shooting range, the penalty loop and the relay hand-over zone shall be located on level ground and close to the majority of the spectators, with a good view of the competition activities. These areas and critical parts of the course must be fenced in order to prevent athletes from being impeded or going astray and to prevent access by unauthorized persons. There must be sufficient space for athletes and competition officials to conduct their required activities.

#### 34.2.1.3 Start area

The start area for all competitions must be visible to spectators. The start line shall be placed at a right angle to the running direction and will be marked on the ground. The start area must have a length of 8 to 10m and a minimum width of 4m. It must be separated from the warm-up area by a fence with an opening to allow controlled access.

34.2.1.4 There shall be a board in the start area on which the course map is shown. In the case of several courses, there shall be a board on which the trail colour sequence for the competition is shown. In the start area, there must be a start timer placed in such a way that it is easily readable from the start line.

#### 34.2.1.5 Penalty loop

For all competitions, a penalty loop shall be set up directly after the shooting range (no further than 20 m of running distance from the exit of the shooting range and the entrance of the penalty loop). The loop must be a circle with a width of 3 m. The length of the loop shall be measured along the inside perimeter of the loop. The entrance and the exit of the penalty loop shall be clearly marked by means of boards to avoid mistakes.

#### 34.2.1.6 Shooting range

The shooting range must be located in the central area of the site, and both the targets and the shooting range should be visible to the majority of spectators. The range must be surrounded by adequate safety barrier on the sides and behind the targets. The shooting range must be set up with strict regard for safety in relation to the different loops.

#### 34.2.1.7 Shooting distance

The distance between the target and the shooting line must be 18m (+/- 10cm). The range must be rectangular, and the measurement is made from a point vertical to the centre of each target to the shooting line.

#### 34.2.1.8 Shooting line

Each athlete shall have a space of 2.4m minimum to 3m maximum on the shooting line and 1.5m behind the shooting line, drawn as a rectangle (called "athletes shooting zone") which shall be clearly marked. The centre of this space which is directly opposite of the centre of each target, will be marked with a number corresponding to the target number which is placed 1 to 2m in front of the shooting line.

#### 34.2.1.9 Shooting mats

If shooting mats are used, they must be placed behind the visible shooting line. They must have a non-slip surface.

#### 34.2.1.10 Space configuration

At the rear of the shooting range, there must be a fenced-off area of 7.5m to 8.5m extending along the entire back of the

range which is reserved for athletes and officials. The public and coaches' area must be defined at a minimum of 10 metres behind the spotters' position. The entrance and the exit of the shooting range must be clearly fenced-off. At the entrance of the shooting range, there shall be cones for the athletes which do not have a back quiver. These cones must have the start number of the athlete whose arrows are placed in the cone. The cones must be placed at each shooting lane for leaving the arrows during the finals and relay. When the bow is carried in the back, it must be removed and remain within the athletes shooting zone, without disturbing the athletes who are on the adjacent targets. Suitably placed on the shooting range, there must be racks for the spare bows for each athlete during competition and practice. Each bow must have the start number of the athlete or nation to whom it belongs.

#### 34.2.1.11 Targets

There are two kinds of targets used for Run Archery:

- Drop-down targets;
- Targets with paper target faces

The same type of targets must be used for all athletes in one competition in the shooting range. The drop-down targets shall be checked before the competition.

##### 34.2.1.11.1 Targets with paper target faces.

The target faces must be fixed on a buttress which must stop the arrows.

The hit zone is circular with a diameter of 16cm (+/- 1mm) and a centre with a diameter of 3cm (+/- 1mm).

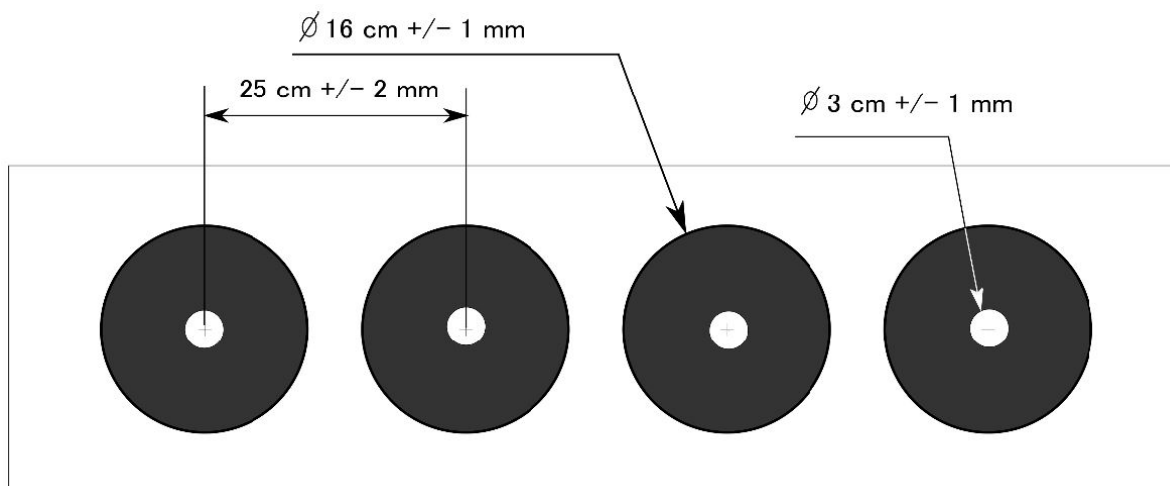
The space between the hit zones of a target face is 25cm (+/- 2mm) maximum from the centre of each zone.

##### 34.2.1.11.2 Drop-down targets.

The drop-down targets are made up of fold-away elements and made of material which does not cause any damage to the arrows.

The shape and the dimensions of the two targets are shown in the following diagram:

(see image 4: Run Archery targets)



**Image 4:** Run Archery targets

##### 34.2.1.11.3 Target placement.

The targets must be set up in such a way that the centre of the buttress is in line with the centre of the corresponding space visible on the shooting line. Targets have to form a visually straight line with the centre of the targets being on average 105 cm (+/-2 cm) from the ground.

##### 34.2.1.11.4 Safety behind the targets.

Behind the targets, there must be an arrow proof net or any other device to stop the arrows which have missed the target.

##### 34.2.1.11.5 Numbering of the targets.

The shooting points on the shooting line and the corresponding targets must have the same number, must be easily visible and must begin from the point furthest away from the entrance. The target numbers must be at least 30cm high. They shall alternate between black on yellow background and yellow on black background (e.g. no. 1 black on yellow background, no. 2 yellow on black background). The target numbers must be placed vertically to the centre of the target butt, below each target. The numbering (target "1") start from the exit side to the entry side of the shooting range.

#### 34.2.1.12 Wind indicator

A wind indicator (windsock, flag, etc.) must be placed on both sides of the shooting range.

#### 34.2.1.13 Finish area

The finish area for all competitions must be visible for the spectators.

The last 40 metres before the finish line must be straight and at least 4m in width.

Only the athletes and the officials are permitted in the finish area.

A finish line must be visible on the ground.

#### **34.2.1.14 Timing equipment**

*For manual timing, good quality professional timing devices shall be used.*

### **34.2.2 Practice and warm-up**

*Athletes must have the necessary facilities to prepare for the competition. For that purpose, the organiser must provide Official Practice times.*

#### **34.2.2.1 Exceptions**

*In extraordinary circumstances, the chairperson of judges may close the entire facility or limit practice on the facility to certain parts and times.*

#### **34.2.2.2 Access to the competition area**

*Athletes who are registered for a competition may have their Official Practice on the competition field. The athletes participate in the Official Practice of their category. Each athlete who participates in the Official Practice must wear their number.*

#### **34.2.2.3 Running practice**

*The competition course for Official Practice must be open and must be marked and fenced-off or barricaded as it is for the competition.*

#### **34.2.2.4 Shooting practice**

*Practice shall be for a period of 20 to 45 minutes maximum for each qualification day. Practice must end 15 minutes before the beginning of the competition. Practice ends after the pulling of the arrows of the last practice end. The practice targets are placed at the first shooting distance of each category. For the eliminations and the finals, the organizers may decide on the length of the practice period taking into account the schedule of each day.*

#### **34.2.2.5 Allocation of targets**

*This matter depends on the kind of competition. Refer to section below Article 34.3 of this rulebook.*

#### **34.2.2.6 Warm-up in adjacent areas**

*Each target must be set up with target faces on the same height and on the same distance as during the competition.*

### **34.2.3 Starting organisation**

#### **34.2.3.1 Assignment of start numbers**

*Athletes or teams are randomly selected from the entries for the competition, by manual or computer draw, and are assigned their start numbers based on that draw.*

### **34.2.4 The course**

#### **34.2.4.1 Penalty loops in the running range**

*For each missed target, the athletes must run a penalty loop immediately after the shooting end. It is not allowed to do the penalty loop at a later time.*

*The athletes are responsible for running the required number of loops.*

#### **34.2.4.2 Penalty loop error**

*If an athlete, due to a mistake by the organizer or a target malfunction, runs too many penalty loops, the chairperson of judges shall decide on an appropriate time allowance. The organizer shall ensure that in each competition the average penalty loop run time is recorded, based on at least five athletes.*

#### **34.2.4.3 Wrong trail**

*If an athlete takes the wrong trail which would result in a time advantage or the wrong sequence, he must return back to the point where he made the wrong turn, along the part of the trail he ran in error. In order to do so, the athlete may have to run against the correct run direction and is responsible for ensuring that he does not obstruct or endanger other athletes. There is no penalty for having committed the error as long as no time advantage has been gained and there has been no interference with other athletes.*

#### **34.2.4.4 Accidents**

*If an athlete observes that another athlete has had an accident, he must report it to the next checkpoint.*

#### 34.2.4.5 **Abandon**

*If an athlete withdraws from the competition before the finish, he must inform the first official he meets.*

#### 34.2.4.6 **Obstruction**

*It is forbidden to impede other athletes at any time during the competition. This prohibition also includes the dropping of objects on the competition trails or the shooting range in such a way that it obstructs other athletes.*

#### 34.2.4.7 **Refreshments**

*Athletes may consume refreshments during the competition. The refreshments may be carried by the athletes or be given to them in an area dedicated to that purpose.*

#### 34.2.4.8 **Other assistance**

*Athletes are not permitted to receive any assistance from any person, other than as stated in these rules.*

### 34.2.5 **Shooting regulations**

#### 34.2.5.1 **General**

*All shooting during practice and competition takes place at the shooting range only aiming on the target. In a competition, athletes shall shoot after having completed each of the required sections of the course for the competition, except for the last, which ends at the finish or the Relay hand-over.*

#### 34.2.5.2 **Communication with the athlete**

*In the shooting range, the athlete cannot receive electronic technical advice.*

#### 34.2.5.3 **Shooting position**

*If a range official warns an athlete that his shooting position is not in conformity with the rules, the athlete must correct his position immediately.*

##### 34.2.5.3.1 **Standing position.**

*Athletes shall shoot from a standing position without support with both feet behind the shooting line.*

##### 34.2.5.3.2 **Kneeling position.**

*Athletes, while shooting in the kneeling position, shall only place one knee on the ground and place themselves behind the shooting line.*

#### 34.2.5.4 **Shot arrows**

*The athlete shall shoot on the target face of the target which is assigned to him in the order he chooses.*

*If two arrows hit the same zone, one of them is considered a Miss and results in a penalty loop. The arrows shot by the athlete during the competition remain in the target or the ground until the end of the competition.*

#### 34.2.5.5 **Safety**

*Shooting is permitted only on the shooting range, during officially authorized timing. It is forbidden to handle the bow in a manner which might endanger persons, or which may be perceived by others as dangerous. When the range is open for shooting, no one is permitted to be in front of the shooting line and in the safety zone behind the targets. Shooting the bow is only allowed in the direction of the targets, not intentionally into the ground. The archer is responsible for the safety of his actions and bow at all times.*

#### 34.2.5.6 **Placing an arrow on the bow**

*An arrow may be placed on the bow only with the arrow pointing in the direction of the targets.*

#### 34.2.5.7 **Damaged material**

##### 34.2.5.7.1 **Damaged bows and arrows.**

*All Range Officials must be alerted to observe a raised hand by an athlete for spare arrows or bow exchange. The Range Officials must react with a sense of urgency and move quickly to minimize the time required to bring the arrows or to exchange the bow.*

##### 34.2.5.7.2 **Repair or change of the bow.**

*The athletes may repair their bows during a competition all along the course provided they receive no assistance from any person.*

##### 34.2.5.7.3 **Spare bows.**

*A bow which has been damaged during the competition may be exchanged with a spare bow of the athlete or the nation.*

##### 34.2.5.7.4 **Bow exchange procedure.**

*If he is not already in his shooting lane, the athlete can obtain his spare bow by himself in the shooting*

range.

During shooting, the athlete shall indicate that his bow needs to be exchanged by raising his hand. When a Range Official responds, the athlete will point to his bow and loudly say "Bow" and the name of his nation and his personal number. The Range Official will get the personal marked spare bow and bring it to the athlete.

#### 34.2.5.7.5 Damaged arrows.

An athlete who damages one or more arrows during a competition can replace them from the spare arrows in the rack at the entrance of the shooting range. If the athlete discovers a damaged arrow when on the shooting line, he may obtain replacement arrows from a Range Official by raising his hand and loudly saying "Arrow", the name of the nation and his personal number. The Range Official who responds will get the personal marked spare arrows and deliver them to the athlete.

#### 34.2.5.7.6 Time adjustment.

There shall be no time adjustment for repairing or exchanging a bow or obtaining spare arrows.

### 34.2.5.8 Target malfunction

If a target fails to function, the athlete shall be directed to another target.

#### 34.2.5.8.1 Cross-shooting and target hit by another athlete.

If a target on which an athlete is shooting is hit by another athlete, the incorrect athlete must be stopped immediately.

If no target plates have fallen, the correct athlete may continue shooting. If a target plate has been hit, the target must be reset immediately, and the athlete can then continue shooting.

Before such a target reset, the hits and their position must be recorded. In such a case in the competition, the Spotter must inform the athlete about the number of penalty loops.

#### 34.2.5.8.2 Time adjustment and responsibility.

In those cases where an athlete loses time due to a target error or malfunction which is not his fault, the Competition Jury shall make an appropriate time adjustment.

### 34.2.5.9 Scoring of shooting

For all shooting in competition, a system of scoring the shooting must be put in place by the organiser. Each arrow that is shot in a competition must be observed by a spotter.

### 34.2.5.10 Stop of the shootings by the judge for safety reasons

In case that the judge must stop the shooting for safety reason, he has to start the stopwatch to measure the lost time. This time will be reduced from the final time of each athlete who was shooting at this moment.

## 34.2.6 Start, finish, time and results

### 34.2.6.1 Competition time

The competition time is the period of elapsed time during the competition on which the placing of an athlete or team in the results of the competition is based. The time always includes any penalties or adjustments imposed or granted by the judge.

- Individual 4K see C.1.4.1
- Sprint 3x400 see C.2.4.1
- Team Sprint and Mixed Team Sprint see C. 3.4.1
- Team Double Sprint and Mixed Team Double Sprint see C.4.4.1

### 34.2.6.2 Units of measurement, Start organisation, Finish, Ties

These matters depend on the kind of competition. Refer to section under article 34.3 of this rulebook.

### 34.2.6.3 Photo finish

In competitions with a mass start, a photo-finish camera may be installed on the finish line for recording the finish. The camera must be placed exactly in line with the finish line and in such a position that the camera sees the entire finish line. If the photo-finish record is required to decide the order of finish, the order in the record shall determine the placing. The decision shall be based on the first part of the first foot crossing the finish line.

## 34.2.7 Penalties and sanctions

### 34.2.7.1 Penalty types

The athletes are subject to penalties.

Penalties that may be imposed are:

- Start prohibition;
- Time penalties;

- **Disqualification.**

**34.2.7.1.1 Start prohibition.**

*An athlete or team shall be prohibited from starting for:*

- *appearing for start with equipment or clothing that is not in accordance with the rules;*
- *appearing for start with the wrong start number or no start number at all due to a mistake made by the athlete or his team;*
- *violating the rules regarding Official Practice, testing, warm-up.*

*The prohibition applies for the competition in which the violation occurred.*

**34.2.7.1.2 Time penalties and disqualification**

*Conditions to impose a time penalty or to disqualify an athlete are:*

*(see image 5: Run Archery penalties)*



	1 min	2 min	Disq.
- Taking part in a competition for which he or she is not eligible			X
- committing a very minor violation of the principles of fair play or the requirements of sportsmanship.	X		
- Receiving prohibited assistance			X
- Avoiding start controls			X
- Modifying equipment, bow or clothing which has been inspected and marked at start control in a prohibited way			X
- Participating in a competition with a start number which has not been assigned to him by the competition start list, deliberately or due to a mistake by him or his team			X
- Accepting unauthorised assistance from any person when repairing equipment			X
- Violating the applicable safety regulations			X
- every arrow not shot by the athlete before recommencing running		X	
- every penalty loop not done immediately after the shooting		X	
- every arrow shot on the ground		X	
- Shooting 1 arrow more than the permitted number of arrows by end		X	
- Persisting to shoot more than the permitted number of arrows by end			X
- In relay competition, touching next athlete out of the relay zone (before the coming athlete crosses the entry line or if going athlete cross the exit line before being touched)			X
- not giving way at the first request by an overtaking athlete	X		
- Remaining in an incorrect shooting position or incorrect position in the shooting lane after having been warned			X
- Not following the shooting sequence specified for that competition deliberately			X
- Hindering another archer on the course or at the shooting range by serious obstruction			X
- Deviating from the marked trail or running a wrong trail deliberately, thus gaining a time advantage for himself or for his team			X

*Image 5: Run Archery penalties*

#### 34.2.7.2 Prohibitions and sanctions for non-competing persons

Unfair assistance or assistance not allowed by these Rules to archers during a competition is prohibited.

##### 34.2.7.2.1 Specific prohibitions on the course:

- It is forbidden to run with the athletes;
- It is forbidden to touch the athletes.

##### 34.2.7.2.2 Sanctions.

Spectators and other persons must be clearly informed of these rules.

A violation of these rules may lead to spectators being removed from the competition area.

### 34.2.8 Range officials in run archery competitions

The tasks of the officials are:

## 34.3 Competition formats

### 34.3.1 Individual 4K

The Individual 4K (4x1000m) is an individual competition. The classes are specified in article 34.1.

The competition sequences are as follows in the following order:

- Sequence 1: first round on the run loop
- Sequence 2: shooting standing: 4 arrows
- Sequence 3: possible penalty loops
- Sequence 4: second round on the run loop
- Sequence 5: shooting kneeling: 4 arrows
- Sequence 6: possible penalty loops
- Sequence 7: third round on the run loop
- Sequence 8: shooting standing: 4 arrows

- Sequence 9: possible penalty loops
- Sequence 10: run loop
- Sequence 11: finish

#### 34.3.1.1 Allocation of practice targets

The allocation of targets will be decided by draw.

#### 34.3.1.2 Allocation of competition targets

The target on which the athlete has to shoot is indicated to him by the race official when he enters the shooting range.

#### 34.3.1.3 Time measurement

The competition time of the athlete is the period of elapsed time between the crossing of the start line and the crossing of the finish line.

The competition time which is measured electronically or manually must be registered by 1/10 of a second (0.1).

#### 34.3.1.4 Start

The start will take place as single starts or as group starts. Single starts will have start intervals of 30 or 45 seconds or one minute at the discretion of the organiser. Group starts will have start intervals of 2 to 5 minutes according to the size of the group. The group size depends on the total number of athletes in the category concerned.

#### 34.3.1.5 Finish

Finish is the moment when the competition time of an athlete ends.

When electronic timing is used, the finish occurs when the athlete breaks the beam of the electronic sensor at the finish line.

When manual timing is used, the finish occurs when the athlete crosses the finish line with his body.

#### 34.3.1.6 Ties

If two or more athletes of one category have the same competition time, they shall be given equal ranking in the results (equality).

### 34.3.2 Individual Sprint

Individual Sprint (3x400m) is an individual competition. The classes are specified in article 34.1.

The competition sequences are as follows in the following order:

- Sequence 1: first round on the run loop
- Sequence 2: shooting standing: 4 arrows +2 spare arrows if needed
- Sequence 3: possible penalty loops
- Sequence 4: second round on the run loop
- Sequence 5: shooting kneeling: 4 arrows +2 spare arrows if needed
- Sequence 6: possible penalty loops
- Sequence 7: run loop
- Sequence 8: finish

#### 34.3.2.1 Allocation of practice targets

The allocation of targets will be decided by draw.

#### 34.3.2.2 Allocation of competition targets

The target on which the athlete has to shoot is indicated to him by the race official when he enters the shooting range.

#### 34.3.2.3 Spare arrows

Each athlete must shoot the first 4 arrows, and if the targets remain standing, he must use his spare arrows (only two for each shooting).

If the athlete chooses to let his arrows in a cone at the entry of the shooting range, he will leave the unused arrows on the shooting line.

#### 34.3.2.4 Time measurement

The competition time of the athlete is the period of elapsed time between the crossing of the start line and the crossing of the finish line.

The competition time which is measured electronically or manually must be registered by 1/10 of a second (0.1).

#### 34.3.2.5 Start

In the qualification and elimination phase, the start will take place as single starts or as group starts. Single starts will have start intervals of 30 or 45 seconds or one minute at the discretion of the organiser. Group starts will have start intervals of 2 to 5 minutes according to the size of the group.

The group size depends on the total number of archers in the category concerned.

In the finals, the athletes of the same category must start in the same group.

The group starts will have start intervals of two minutes.

### 34.3.2.6 Finish

Finish is the moment when the competition time of an athlete ends.

When electronic timing is used, the finish occurs when the athlete breaks the beam of the electronic sensor at the finish line.

When manual timing is used, the finish occurs when the athlete crosses the finish line with his body.

### 34.3.2.7 Eliminations, finals and classification phase

These competition phases will be conducted only if there are enough participants.

#### 34.3.2.7.1 Eliminations with up to 10 athletes

Finals will not be organised. The final ranking is the ranking of the qualification round.

#### 34.3.2.7.2 Eliminations with 11 to 20 athletes

The elimination phase (semi-final) will be conducted with a division into groups according to the classification after the qualification round.

In the case of a tie after the qualification, the place will be assigned by a draw.

The repartition in the groups shall be as follows:

(see image 6: Run Archery elimination round with 11-20 athletes)

Finals participants will be the 3 best athletes of each group and the 4 athletes remaining on both groups that have the best times of the semi-finals. Total: 10 archers

GROUP A	1.	4.	5.	8.	9.	
GROUP B	2.	3.	6.	7.	10.	11.

Image 6: Run Archery elimination round with 11-20 athletes

#### 34.3.2.7.3 Eliminations with 21 to 30 athletes

The elimination phase (semi-final) will be conducted with a division into groups according to the classification after the qualification round.

In the case of a tie after the qualification, the place will be assigned by a draw.

The repartition in the groups shall be as follows:

(see image 7: Run Archery elimination round with 21-30 athletes)

Finals participants will be the 2 best athletes of each group and the 4 athletes remaining on the whole groups that have the best times of the semi-finals. Total: 10 athletes

GROUP A	1.	6.	7.	12.	13.	18.
GROUP B	2.	5.	8.	11.	14.	17.
GROUP C	3.	4.	9.	10.	15.	16.

Image 7: Run Archery elimination round with 21-30 athletes

#### 34.3.2.7.4 Eliminations with more than 31 athletes

The elimination phase will be conducted with a division into groups according to the classification after the qualification round.

In the case of a tie after the qualification, the place will be assigned by a draw.

The repartition in the groups shall be as follows:

(see image 8: Run Archery elimination round with more than 31 athletes)

Finals participants will be the 2 best athletes of each group and the 2 athletes remaining on the whole groups that have the best times of the semi-finals. Total: 10 athletes

GROUP A	1.	8.	9.	16.	17.	
GROUP B	2.	7.	10.	15.	18.	
GROUP C	3.	6.	11.	14.	19.	
GROUP D	4.	5.	12.	13.	20.	

**Image 8:** Run Archery elimination round with more than 31 athletes

#### 34.3.2.8 Ties

If two or more athletes of one category have the same competition time, they shall be given equal ranking in the results (equality).

### 34.3.3 Team Sprint and Team Double Sprint

These competitions are team competitions.

The teams will be formed at the registration desk where they have to declare:

- the team members;
- the name of the team (which must not be offensive in the view of the chairperson and is subject to change if requested by the chairperson of judges);
- the team captain who is the contact person for the officials during the competition, if necessary.

#### 34.3.3.1 Range

The configuration of the range is the same as for Individual Sprint with an additional hand-over zone.

#### 34.3.3.2 Hand-over Zone

There shall be a well-marked hand-over zone, at least 20 m long and 8m wide, at the end of a straight section.

The hand-over zone must begin at the timing line. The beginning and the end of the zone must be marked with a line on the ground and a sign at the beginning: "Hand-over Zone".

#### 34.3.3.3 Composition of teams and course of the competition

##### 34.3.3.3.1 Team Sprint

In the Team Sprint competition a team consists of three archers.

Depending on the level of competition (local, National, Continental or International) and what is allowed by the concerned governing body it can be

- without regard to gender
- with only women, or with only men

The competition sequences are as follows:

- Sequence 1: running of the first team member on the run loop
- Sequence 2: shooting standing of the first team member: 4 arrows + 2 spare arrows if needed
- Sequence 3: possible penalty loops of the first team member
- Sequence 4: hand-over to the second team member
- Sequence 5: running of the second team member on the run loop
- Sequence 6: shooting kneeling of the second team member: 4 arrows + 2 spare arrows if needed
- Sequence 7: possible penalty loops of the second team member
- Sequence 8: hand-over to the third team member
- Sequence 9: running of the third team member on the run loop
- Sequence 10: shooting standing of the third team member: 4 arrows + 2 spare arrows if needed
- Sequence 11: possible penalty loops of the third team member
- Sequence 12: running of the third team member to the finish

##### 34.3.3.3.2 In the Mixed Team Sprint competition a team consists of two 2 athletes, 1 woman and 1 man.

The competition sequences are as follows:

- Sequence 1: running of the woman on the run loop
- Sequence 2: shooting standing of the woman: 4 arrows + 2 spare arrows if needed
- Sequence 3: possible penalty loops of the woman
- Sequence 4: hand-over to the man
- Sequence 5: running of the man on the run loop
- Sequence 6: shooting kneeling of the man: 4 arrows + 2 spare arrows if needed
- Sequence 7: possible penalty loops of the man
- Sequence 8: running of the man to finish

#### 34.3.3.4 **Start numbers**

The start number is for the team.

For differentiating the team members and facilitate the pursue of the competition, the start numbers shall have different colours and/or an additional letter or number as for example:

(see image 9: Run Archery team names)

	Single Relay	Single Sprint Mixed Relay
team "154" 1 <sup>st</sup> member	Blue and/or 154-1	Red and/or 154-1
team "154" 2 <sup>nd</sup> member	Red and/or 154-2	Yellow and/or 154-2
Team "154" 3 <sup>rd</sup> member	Yellow and/or 154-3	

**Image 9:** Run Archery team names

#### 34.3.3.5 **Practice targets and target assignment**

The attributed target number is the same as the start number.

#### 34.3.3.6 **Spare arrows**

The rules for spare arrows are the same as for Individual Sprint. See article 34.3.2.3

#### 34.3.3.7 **Time measurement**

The competition time of a relay team member is the elapsed time from the start or hand-over to the hand-over or the finish. The time of the incoming member stops when he crosses the timing line into the hand-over zone, and the time of the outgoing member begins at the same moment.

The total competition time of a relay team is the period of elapsed time between the crossing of the start line by the first team member and the crossing of the finish line by the last team member.

The competition time which is measured electronically or manually must be registered by 1/100 of a second (0.01).

#### 34.3.3.8 **Hand-over zone**

Only the team member in attendance (1 per team) shall be in the hand-over zone when the precedent team member has left the zone.

The team member must be touched by the his/her team member who is entering the hand-over zone (entry line completely crossed).

The hand-over shall only be done in the hand-over zone in between the boundary lines.

#### 34.3.3.9 **Start**

All first members of the team shall start simultaneously.

#### 34.3.3.10 **Finish**

Finish is the moment when the competition time of a team ends. When electronic timing is used, the finish occurs when the archer breaks the beam of the electronic sensor at the finish line.

When manual timing is used, the finish occurs when the last athlete crosses the finish line with his body.

#### 34.3.3.11 **Results**

The placing of the relay teams in the results shall be decided by the order of finish of their last athlete, except when the chairperson of judges has imposed time penalties or made time adjustments.

#### 34.3.3.12 **Ties**

There shall be no ties in the team finals.

### 34.3.4 **Team Double Sprint and Mixed Team Double Sprint**

These competitions are team competitions.

The teams will be formed at the registration desk where they have to declare:

- the team members;
- the name of the team (which must not be offensive in the view of the chairperson and is subject to change if requested by the chairperson of judges);
- the team captain who is the contact person for the officials during the competition, if necessary.

#### 34.3.4.1 **Range**

The configuration of the range is the same as for Individual Sprint (3x400m) with an additional hand-over zone.

#### 34.3.4.2 **Hand-over zone**

There shall be a well-marked hand-over zone, at least 20m long and 8m wide, at the end of a straight section.

The hand-over zone must begin at the timing line. The beginning and the end of the zone must be marked with a line on the ground and a sign at the beginning: "Hand-over Zone".

### 34.3.4.3 Composition of teams and course of the competition

#### 34.3.4.3.1 Team Double Sprint

In the Team Double Sprint competition a team consists of three athletes.

Depending on the level of competition (local, National, Continental or International) and what is allowed by the concerned governing body it can be:

- without regard to gender;
- with only women, or
- with only men.

The competition sequences are as follows:

- Sequence 1: running of the first team member on the run loop
- Sequence 2: shooting standing of the first team member: 4 arrows + 2 spare arrows if needed
- Sequence 3: possible penalty loops of the first team member
- Sequence 4: running of the first team member on the run loop
- Sequence 5: shooting kneeling of the first team member: 4 arrows + 2 spare arrows if needed
- Sequence 6: possible penalty loops of the first team member
- Sequence 7: hand-over to the second team member
- Sequence 8: running of the second team member on the run loop
- Sequence 9: shooting standing of the second team member: 4 arrows + 2 spare arrows if needed
- Sequence 10: possible penalty loops of the second team member
- Sequence 11: running of the second team member on the run loop
- Sequence 12: shooting kneeling of the second team member: 4 arrows + 2 spare arrows if needed
- Sequence 13: possible penalty loops of the second team member
- Sequence 14: hand-over to the third team member
- Sequence 15: running of the third team member on the run loop
- Sequence 16: shooting standing of the third team member: 4 arrows + 2 spare arrows if needed
- Sequence 17: possible penalty loops of the third team member
- Sequence 15: running of the third team member on the run loop
- Sequence 16: shooting kneeling of the third team member: 4 arrows + 2 spare arrows if needed
- Sequence 17: possible penalty loops of the third team member
- Sequence 18: running of the third team member to the finish

#### 34.3.4.3.2 Mixed Team Double Sprint

In the Mixed Team Double Sprint competition a team consists of two 2 archers, 1 man and 1 woman.

The competition sequences are as follows:

- Sequence 1: running of the woman on the run loop
- Sequence 2: shooting standing of the woman: 4 arrows + 2 spare arrows if needed
- Sequence 3: possible penalty loops of the woman
- Sequence 4: hand-over to the man
- Sequence 5: running of the man on the run loop
- Sequence 6: shooting standing of the man: 4 arrows + 2 spare arrows if needed
- Sequence 7: possible penalty loops of the man
- Sequence 8: hand-over to the woman
- Sequence 9: running of the woman on the run loop
- Sequence 10: shooting kneeling of the woman: 4 arrows + 2 spare arrows if needed
- Sequence 11: possible penalty loops of the woman
- Sequence 12: hand-over to the man
- Sequence 13: running of the man on the run loop
- Sequence 14: shooting kneeling of the man: 4 arrows + 2 spare arrows if needed
- Sequence 15: possible penalty loops of the man
- Sequence 16: running of the man to finish

#### 34.3.4.4 Start numbers

The start number is for the team.

For differentiating the team members and facilitate the pursue of the competition, the start numbers shall have different colours and/or an additional letter or number as for example:

(see image 10: Run Archery team names)

	Single Relay	Single Sprint Mixed Relay
team "154" 1 <sup>st</sup> member	Blue and/or 154-1	Red and/or 154-1
team "154" 2 <sup>nd</sup> member	Red and/or 154-2	Yellow and/or 154-2
Team "154" 3 <sup>rd</sup> member	Yellow and/or 154-3	

Image 10: Run Archery team names

#### **34.3.4.5 Practice targets and target assignment**

*The attributed target number is the same as the start number.*

#### **34.3.4.6 Spare arrows**

*The rules for spare arrows are the same as for Individual Sprint. See Article 34.3.2.3.*

#### **34.3.4.7 Time measurement**

*The competition time of a relay team member is the elapsed time from the start or hand-over to the hand-over or the finish. The time of the incoming member stops when he crosses the timing line into the hand-over zone, and the time of the outgoing member begins at the same moment.*

*The total competition time of a relay team is the period of elapsed time between the crossing of the start line by the first team member and the crossing of the finish line by the last team member.*

*The competition time which is measured electronically or manually must be registered by 1/100 of a second (0.01).*

#### **34.3.4.8 Hand-over zone**

*Only the team member in attendance (1 per team) shall be in the hand-over zone when the precedent team member has left the zone.*

*The team member must be touched by the his/her team member who is entering the hand-over zone (entry line completely crossed).*

*The hand-over shall only be done in the hand-over zone in between the boundary lines.*

#### **34.3.4.9 Start**

*All first members of the teams shall start simultaneously.*

#### **34.3.4.10 Finish**

*Finish is the moment when the competition time of a team ends. When electronic timing is used, the finish occurs when the athlete breaks the beam of the electronic sensor at the finish line.*

*When manual timing is used, the finish occurs when the last archer crosses the finish line with his body.*

#### **34.3.4.11 Results**

*The placing of the relay teams in the results shall be decided by the order of finish of their last athlete, except when the chairperson of judges has imposed time penalties or made time adjustments.*

#### **34.3.4.12 Ties**

*There shall be no ties in the relay finals.*

# Appendix 3

## Run Archery layouts

### Example of Run Archery competition site

(see image 11: Run Archery layout 1)

(see image 12: Run Archery layout 1 legend)

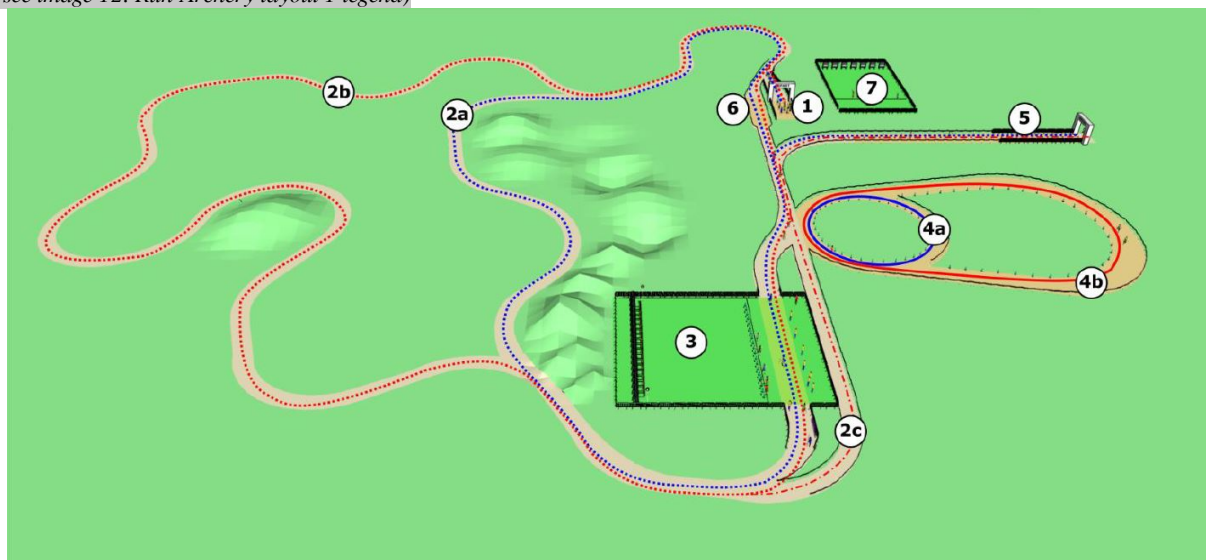


Image 11: Run Archery layout 1

Number	Zone	Competition format		
		Individual 4K (4x1000m)	Individual Sprint (3x400m)	Team Sprint, Mixed Team Sprint
1	Start zone	✓	✓	✓
2a	Run loop 400 meters		✓	✓
2b	Run loop 1000 meters	✓		
2c	Corridor last run loop	✓	✓	
3	Official shooting range on 18 meters	✓	✓	✓
4a	Penalty loop 60 meters		✓	✓
4b	Penalty loop 150 meters	✓		
5	Finish zone (40 meters straight)	✓	✓	✓
6	Hand-over zone			✓
7	Practice field	✓	✓	✓

Image 12: Run Archery layout 1 legend

### Shooting range configuration

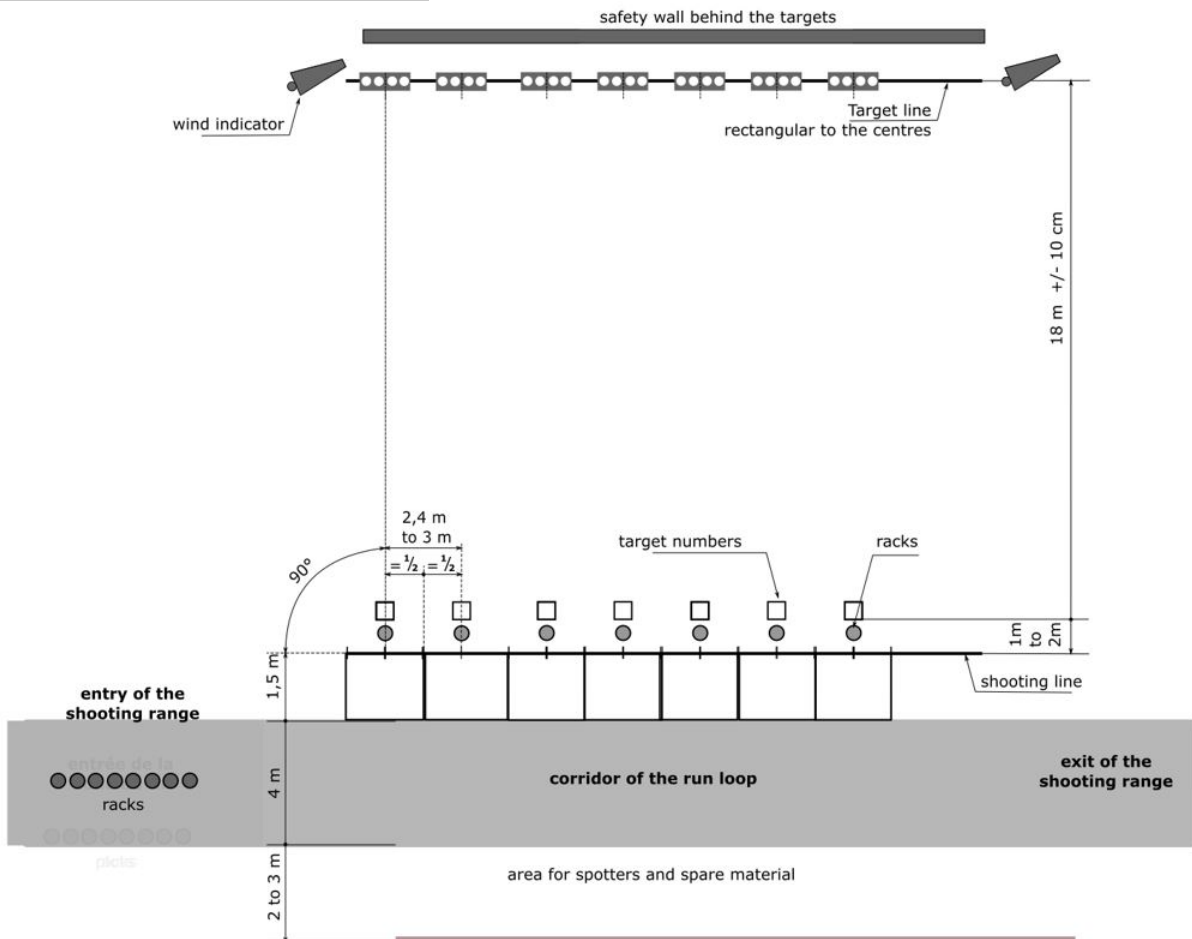
(see image 13: Run Archery shooting range layout 1)

(see image 14: Run Archery shooting range layout 2)





**Image 13:** Run Archery shooting range layout 1

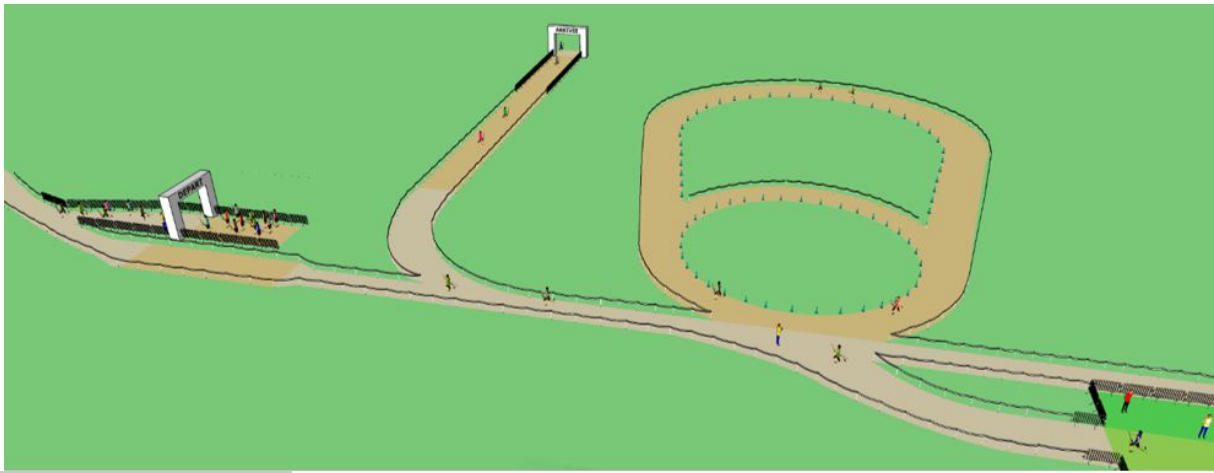


**Image 14:** Run Archery shooting range layout 2

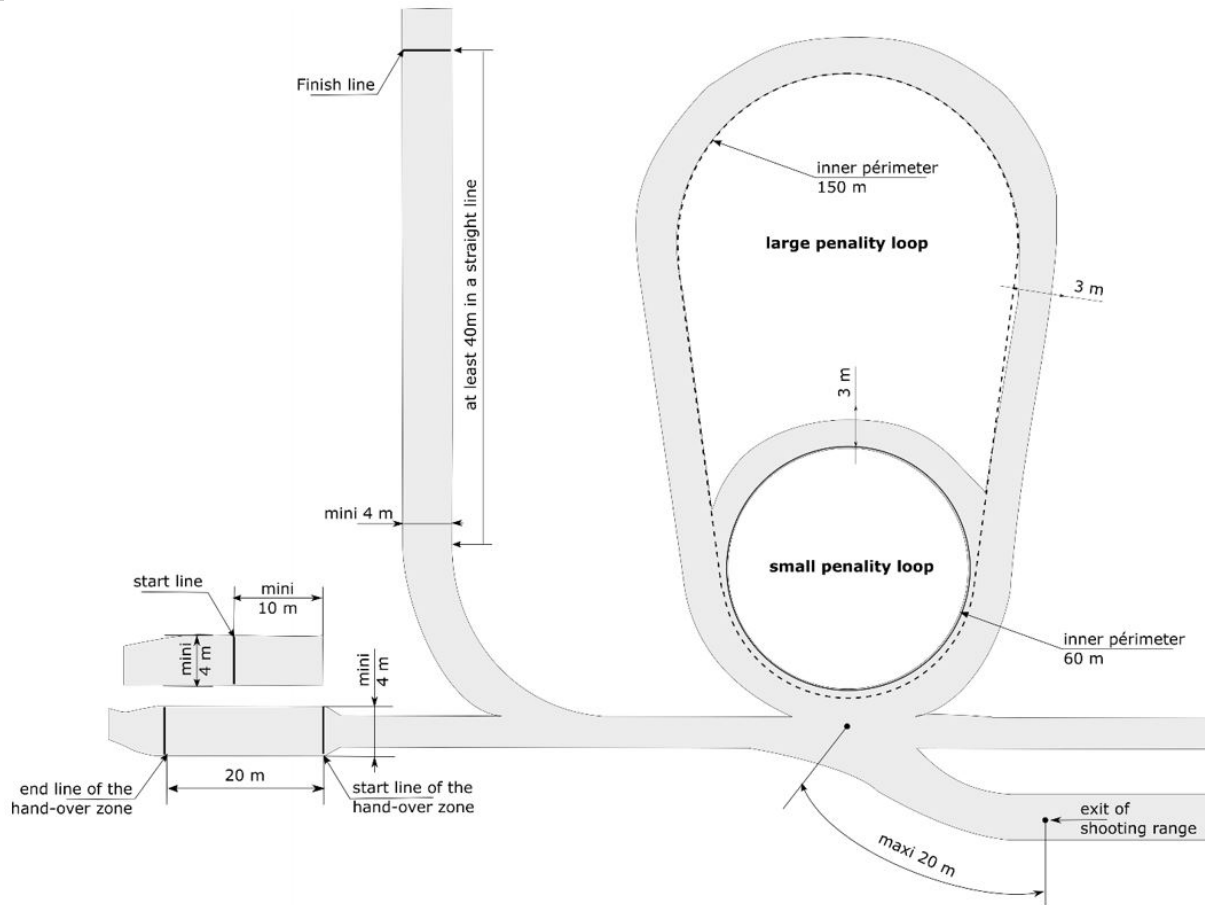
## ***Dimensions of the zones and distances***

*(see image 15: Run Archery layout 2)*

*(see image 16: Run Archery - dimensions of the zones and distances)*



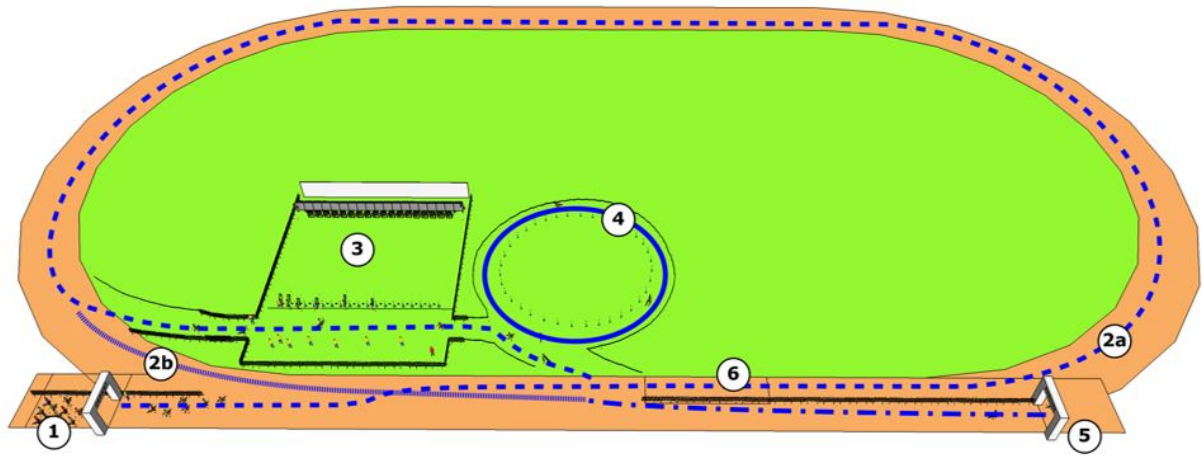
**Image 15:** Run Archery layout 2



**Image 16:** Run Archery - dimensions of the zones and distances

## Example of a configuration

Can be used in a stadium for Individual Sprint, Team Sprint, Team Double Sprint, Mixed Team Sprint and Mixed Team Double Sprint. (see image 17: Run Archery range layout example for Sprint formats)



Number	Zone	Competition formats	
		Individual Sprint (3x400m)	Team Sprint, Team Double Sprint, Mixed Team Sprint, Mixed Team Double Sprint
1	Start zone	✓	✓
2a	Run loop 400 meters	✓	✓
2b	Corridor last run loop	✓	
3	Official shooting range on 18 meters	✓	✓
4	Penalty loop 60 meters	✓	✓
5	Finish zone (40 meters in a straight line)	✓	✓
6	Hand-over zone		✓

**Image 17:** Run Archery range layout example for Sprint formats